

# A call to address the taxonomic gap in the Pleistocene of Santa Maria Island (Azores Archipelago)

SÉRGIO P. ÁVILA<sup>1,2,3,4\*</sup>, BERNARD LANDAU<sup>5,6,7</sup>, GONÇALO CASTELA ÁVILA<sup>1,3,8</sup>, ANA HIPÓLITO<sup>1,3</sup>,  
ALFRED UCHMAN<sup>9</sup>, MARKES E. JOHNSON<sup>10</sup> and PATRÍCIA MADEIRA<sup>1,2,3,4</sup>

<sup>1</sup> BIOPOLIS Association – Research Network on Biodiversity and Evolution Biology, CIBIO, Centro de Investigação em Biodiversidade e Recursos Genéticos, InBIO Laboratório Associado, Pólo dos Açores, Azores, Portugal

<sup>2</sup> Departamento de Biologia, Faculdade de Ciências e Tecnologias, R. Mãe de Deus 13A, 9501-801 Ponta Delgada; São Miguel, Açores, Portugal

<sup>3</sup> MPB-Marine Palaeobiogeography Lab, University of the Azores, Rua da Mãe de Deus, 9501-801 Ponta Delgada, Açores, Portugal

<sup>4</sup> UNESCO Chair – Land Within Sea: Biodiversity & Sustainability in Atlantic Islands, Universidade dos Açores, R. Mãe de Deus 13A, 9500-321 Ponta Delgada, Portugal

<sup>5</sup> Naturalis Biodiversity Center, P.O. Box 9517, 2300 RA Leiden, Netherlands

<sup>6</sup> Instituto Dom Luiz (IDL), Faculdade de Ciências, Universidade de Lisboa, 1749-016 Lisboa, Portugal

<sup>7</sup> International Health Centres, Av. Infante de Henrique 7, Areias São João, P-8200 Albufeira, Portugal

<sup>8</sup> Faculdade de Ciências, Universidade do Porto, Portugal

<sup>9</sup> Institute of Geological Sciences, Jagiellonian University, Gronostajowa 3a, 30-387 Kraków, Poland

<sup>10</sup> Department of Geosciences, Williams College, Williamstown, MA 01267, U.S.A.

\* Corresponding author; e-mail: sergio.pa.marques@uac.pt

## ABSTRACT:

Ávila, S.P., Landau, B., Ávila, G.C., Hipólito, A., Uchman, A., Johnson, M.E. and Madeira, P. 2025. A call to address the taxonomic gap in the Pleistocene of Santa Maria Island (Azores Archipelago). *Acta Geologica Polonica*, **75** (1), e40.

Taxonomic impediment and taxonomic gap are two major problems that challenge the advancement of biological and palaeontological sciences such as (palaeo)ecology and (palaeo)biogeography. In an effort to overcome these difficulties, the Last Interglacial fossiliferous deposits from the Island of Santa Maria (Azores Archipelago, Portugal) have been intensively studied during the last two decades. The epitoniid gastropod *Epitonium jani* Segers, Swinnen and De Prins, 2009 is an example, herein, of a new addition to the fossil record worldwide. This finding increases the number of fossil molluscs reported from the warmest period of the Last Interglacial deposits of the Azores (Marine Isotopic Substage 5e; MIS 5e) to 138 taxa (114 Gastropoda and 24 Bivalvia). As in other insular settings, the Phylum Mollusca is the best represented marine group in the Pliocene and Pleistocene (MIS 5e) fossiliferous outcrops and an update on the palaeobiodiversity of the Azores Archipelago is provided, herein.

**Key words:** Taxonomic impediment; Taxonomic gap; Systematics; MIS 5e; Azores Archipelago; Mollusca; Epitoniidae; *Epitonium jani*.

## INTRODUCTION

The taxonomic impediment, *sensu stricto*, is a problem that is intensifying our current taxonomic

gap (Carvalho *et al.* 2005; Löbl 2018) due to the current lack of taxonomists with sufficient background to revise old records and biological collections, and thus properly classify marine faunas and floras and



to keep up with evaluations that include the discovery of new species. This gap may be defined as the difference between accurate, real biodiversity numbers and the existing knowledge of them (Raposo *et al.* 2020). With the exception of a few phyla such as the algae, the Mollusca, the Echinodermata and the Chordata (bony fishes and selaceans), the present-day shallow-water marine biodiversity of the Azores Archipelago (Portugal) remains largely unknown. A similar situation occurs with the Pliocene and Pleistocene (MIS 5e – Marine Isotopic Substage 5e, i.e., the warmest phase of the Last Interglacial) fossil record of the archipelago (Ávila *et al.* 2018).

In this ‘century of extinctions’ (Dubois 2003), preserving as many species as possible is mandatory. In the marine realm, the delimitation of marine protected areas and of ‘no-take zones’ (e.g., the Condor and Antialtair seamounts; Morato *et al.* 2010; O’Leary *et al.* 2012; Ressurreição and Giacomello 2013) constitute ocean management tools useful to improve current efforts of biodiversity conservation (Faria *et al.* 2024). Similar strategies must also be prescribed to conserve outcrops and their fossil record (Calado *et al.* 2007). The innovative concept of ‘Palaeopark’ (Lipps 2009; Ávila *et al.* 2014), first implemented by the Regional Government of the Azores in 2018, is based on a regional law that provides a legal framework targeting conservation aims (Decreto Legislativo Regional 2018). This regional decree-law protects the entire island of Santa Maria in the Azores Archipelago and, consequently, all fossiliferous outcrops that range in age from the Pliocene to the Pleistocene (MIS 5e). At Santa Maria Island, so far no Pleistocene fossils prior to the MIS 5e (129–117 kyr) have been found. The explanation for this is twofold: 1) first, and as showed by Ricchi *et al.* (2018), the submarine and the subaerial erosional terraces resulting from the uplift of the island coupled with sea level variation are all polygenetic in origin; 2) as a result, older interglacial fossil deposits – e.g., corresponding to MIS 9 (337–300 kyr) or MIS 11 (424–374 kyr) – were destroyed by marine erosion, either through the retreat of the coastline and consequent loss of possible deposits, or through the direct action of waves on these same fossiliferous deposits. For a review on the most important palaeosites of Santa Maria Island see Madeira *et al.* (2007) and Ávila *et al.* (2016, 2018, 2022, 2023).

During the last two decades, continuous funding by the Regional Government of the Azores was crucial to establish Santa Maria Island as one of the best studied islands in the world, especially in what con-

cerns its geological evolution and fossil/ichnofossil record. Based on an integrative approach, multidisciplinary teams led by members of the MBP/CIBIO-Açores (Marine Palaeontology and Biogeography Lab) and composed of geologists, palaeontologists and marine biologists who explored the island and its surrounding bottoms during nineteen major workshops entitled ‘Palaeontology in Atlantic Islands’. Two of the major issues facing taxonomy were overcome through the enactment of these scientific expeditions: the funding necessary for the collection of samples and proper storage of specimens in curated collections (Britz *et al.* 2020).

Most of the older literature on the Azorean fossil record is dedicated to the Pliocene marine fossils of Santa Maria Island (Bronn 1861; Bronn in Reiss 1862; Mayer 1864; Berkeley Cotter 1892; Ferreira 1952, 1955; Zbyszewski and Ferreira 1962). However, fossils of Pleistocene age (MIS 5e) are also present (Zbyszewski and Ferreira 1961; García-Talavera 1990). Their study, along with the production of accurate checklists of the recent and past Azorean marine flora and fauna, proved to be crucial for ecological and evolutionary studies in islands (Morton *et al.* 1998; Costa and Ávila 2001; Martins *et al.* 2008; Baptista *et al.* 2019, 2024; Cacabelos *et al.* 2021; Rebelo *et al.* 2021; Melo *et al.* 2022, 2023; Ávila *et al.* 2024) and for the development and testing of new theories in the field of marine island biogeography (Ávila *et al.* 2019).

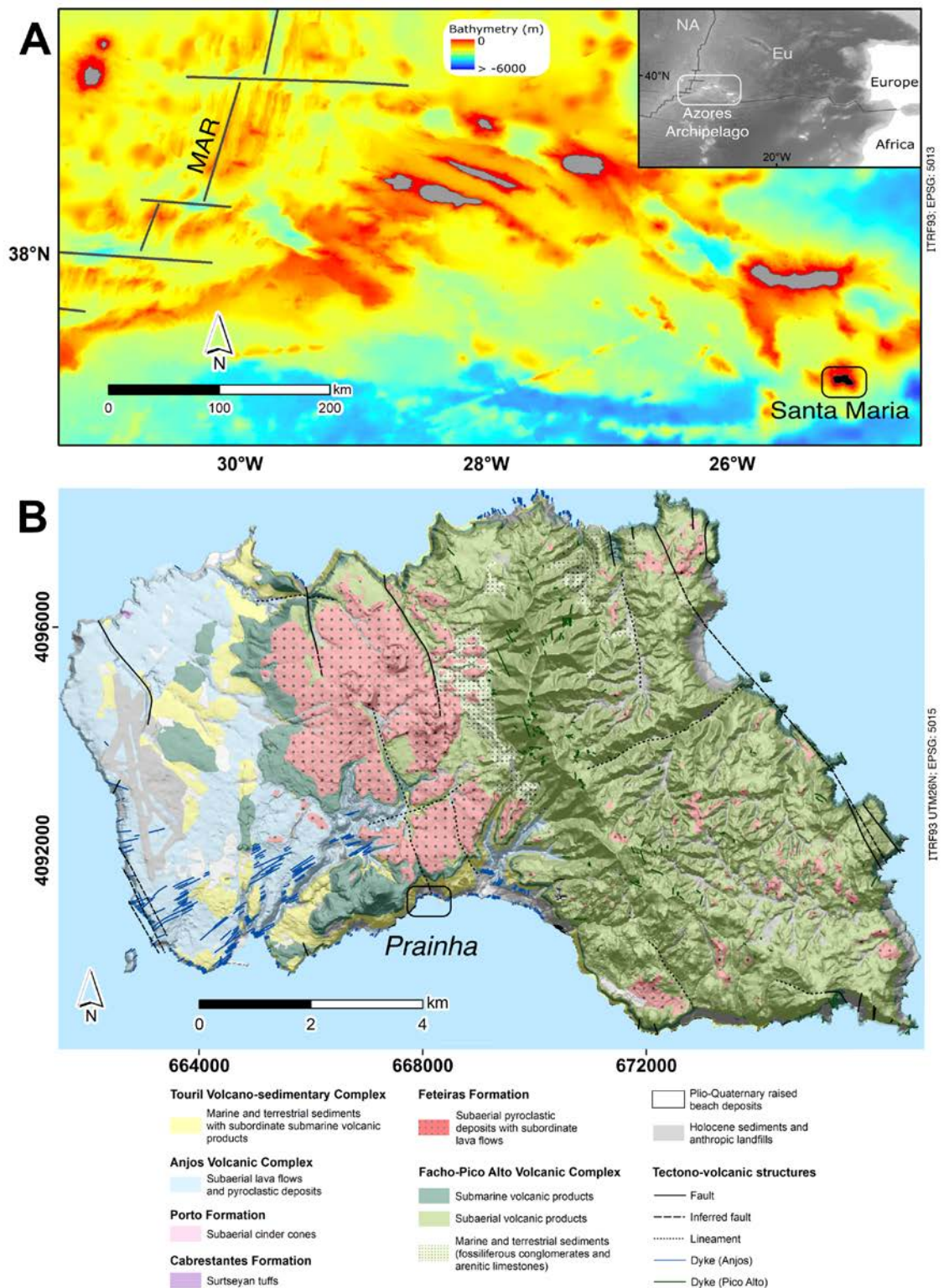
This study draws attention to the taxonomic gap in the Pleistocene record of Santa Maria Island and further contributes to our knowledge about the palaeobiodiversity of the Azores during the MIS 5e.

## Institutional abbreviations

DBUA-F, fossil reference collection of the Department of Biology of the University of the Azores (Ponta Delgada, São Miguel Island, Azores); NMR, Natural History Museum Rotterdam, the Netherlands.

## GEOLOGICAL SETTING

Located in the Northeast Central Atlantic, the Azorean volcanic oceanic islands form a relatively isolated Portuguese archipelago of nine islands and several islets, lying about half way between continental Europe and North America (Text-fig. 1A). A complex geodynamic setting characterises the area as it corresponds to the western segment of the Eurasia-Nubia Plate boundary, here ending in a



Text-fig. 1. Location maps. A – Location of the Azores Archipelago within the NE Atlantic (insert) and Santa Maria within the Azores Archipelago. NA – North American plate; Eu – Eurasian plate; Nu – Nubian (African) plate; MAR – Mid-Atlantic Ridge. Bathymetry extracted from GEBCO 2019 ([https://www.gebco.net/data\\_and\\_products/gridded\\_bathymetry\\_data/](https://www.gebco.net/data_and_products/gridded_bathymetry_data/)); coastline delimitation from the Portuguese Hydrographic Institute free data (<https://www.hidrografico.pt/op/33>). B – Geological map of Santa Maria Island modified from Serralheiro *et al.* (1987) and Ramalho *et al.* (2017), with the location of the Prainha outcrop. Underlying digital elevation model from the 1:5000 scale digital altimetric database.



triple junction. The Mid-Atlantic Ridge separates the North American Plate from the Eurasian and Nubian plates. To the west, a diffuse plate boundary, where ultra-slow spreading occurs together with right lateral shear (accommodating the differential motion between the Eurasian and Nubian plates) forms the Azorean segment of the Eurasia-Nubia plate boundary (e.g., Lourenço *et al.* 1998; Dias *et al.* 2007; Hipólito *et al.* 2013). Spreading is distributed along a non-conventional geometry defined by a relatively young (<3 Ma, Miranda *et al.* 2014, 2018) rift and off-ridge volcanism expressed by several linear volcanic ridges. Although there is still controversy regarding a magmatic or ‘melting’ anomaly (e.g., Vogt and Jung 2018) underlying the Azores attributed to a mantle plume or plume head, a recent review work by O’Neill and Sigloch (2018) points to the existence of a mantle plume with origin in the core-mantle boundary beneath west Africa, as the source for the volcanism in the Azores region. Santa Maria is the oldest island, with an age of 6.03 Ma (Ramalho *et al.* 2017), and its development was contemporaneous of the first rifting phases in the Eurasian-Nubian plate boundary in the Azores region (Miranda *et al.* 2018). It is also the only Azorean Island that has experienced extreme uplift, at a rate of about 60 m/Ma for the last 3.5 Ma (Ramalho *et al.* 2017), attributed to magmatic underplating beneath the island (Ramalho *et al.* 2017). Vertical land motions experienced by Santa Maria Island added to a complex geological history. The island initially breached sea level at about 6 Ma. However, the end of this first volcanic phase at about 5.5 Ma, combined with the effect of subsidence and marine and aerial erosion, destroyed the first island, resulting in a large, shallow guyot (Ávila *et al.* 2012, 2018). For about 0.5 to 1 Ma, life thrived on these shoals and the remains of many marine organisms were preserved by sediments that added to the fossil record. This is the origin of the abundant and diversified Pliocene marine fossils from Santa Maria Island that includes algae (Rebelo *et al.* 2014, 2016) and vertebrate remains (Estevens and Ávila 2007; Uchman *et al.* 2018; Ávila *et al.* 2020) as well as invertebrate fossils and ichnofossils (Janssen *et al.* 2008; Kroh *et al.* 2008; Winkelmann *et al.* 2010; Madeira *et al.* 2011; Meireles *et al.* 2012; Uchman *et al.* 2017, 2020; Dávid *et al.* 2021; Hyžný *et al.* 2021; Sacchetti *et al.* 2023). A renewed phase of volcanic activity, coupled with the reversal from a subsidence trend of the island to an uplift trend, initiated at about 3.5 Ma, provoked the re-emergence of the island (Ramalho *et al.* 2017). Though fewer in number, fossiliferous shoreline-marine depos-


its from the warmest phase of the Last Interglacial (MIS 5e) also outcrop in Santa Maria (Ávila *et al.* 2002, 2015a, b; Rebelo *et al.* 2021). Despite being a somewhat restricted in environmental representation where rocky shoreline deposits prevailed (Madeira *et al.* 2011), the abundance and diversity of these well-preserved fossil assemblages favours a remarkably high species-richness in the MIS 5e deposits from Santa Maria.

## MATERIAL AND METHODS

Nineteen *Palaeontology in Atlantic Islands* expeditions were conducted at Santa Maria Island in the Azores during the last two decades. In February 2000, fossiliferous sediments and qualitative samples were collected from the algal crust layer at Prainha Pleistocene outcrop (MIS 5e; Text-fig. 2A) by one of the authors (SPA). A total of 8 bulk samples, each of ~1 kg of fossiliferous sand, were collected for quantitative studies (facies 4 in Text-fig. 2B). Additionally, several broken pieces of the algal crust layer (Text-fig. 2C, D) were acquired. The calcareous coralline algal biostrome (facies 3 in Text-fig. 2B) of the entire Prainha outcrop, having a lateral extension of about 800 m, was thoroughly investigated and all the fossils found were hand-picked. Strip logs for stratigraphic sections were assembled along a representative vertical profile for this MIS 5e outcrop (Text-fig. 2B), displaying the internal structures and contacts of the sedimentary deposits. Care was taken to register changes in facies and fossil content. These sediments were sorted at the MPB lab under a binocular microscope, and photographed with a Nikon SMZ100 binocular microscope. Scanning Electronic Microscope photographs were taken at CIBIO-Açores research centre, with a Phenom ProX. All samples were given a sequential code number and deposited at the Department of Biology of the University of the Azores (Ponta Delgada, São Miguel Island). We compared our material with the original description of *Epitonium jani* provided by Segers *et al.* (2009).

## SYSTEMATIC PALAEONTOLOGY

The classification adopted in this study is according to WoRMS (2024). We also provide a description of *Epitonium jani*, as well as information regarding its ecology, habitat, stratigraphic and geographic range.



Text-fig. 2. The Prainha section log and views. A – Aerial view of Prainha (southern coast of Santa Maria Island, 36°57'07.1" N, 25°06'13.7" W) with indication of the sampling site (red mark). B – Stratigraphic sections representing the main lithologies, sedimentary structures, contacts and fossiliferous content present in the Last Interglacial (MIS 5e) Pleistocene sedimentary succession at Prainha (modified from Ávila *et al.* 2015a, 2018). Numbers correspond to the depositional units as described in Ávila *et al.* (2002, 2015a, 2018): 1 – irregular shore platform carved in the basalts of the Anjos Complex; 2 – beach conglomerates; 3 – calcareous coralline algal biostrome; 4 – fossiliferous bioclastic sands with a thin carbonate crust of pedogenic origin on top; 5 – aeolian dunes; 6 and 7 – colluvial-alluvial deposits; C – clay; S – sand; G – gravel; L – lava. Scale is in meters. C, D – Cross-section photographs of the calcareous algae layer at Prainha.



Class Gastropoda Cuvier, 1795  
 Subclass Caenogastropoda L.R. Cox, 1960  
 Order Caenogastropoda *incertae sedis*  
 Family Epitoniidae S.S. Berry, 1910 (1812)

Genus *Epitonium* Röding, 1798

TYPE SPECIES: *Turbo scalaris* Linnæus, 1758 accepted as *Epitonium scalare* (Linnæus, 1758) (type by subsequent designation).

*Epitonium jani* Segers, Swinnen and De Prins, 2009  
 (Text-fig. 3)

2009. *Epitonium jani* Segers, Swinnen and De Prins, 2009, pp. 100, 101.

TYPE LOCALITY: Seixal, Madeira Island, 12 m depth.


RECENT MATERIAL EXAMINED: NMR 32294.

FOSSIL MATERIAL EXAMINED: DBUA-F 19 Sup 83-2.

DESCRIPTION: Shell small, 4.9×2.9 cm, solid. Protoconch not preserved. Teleoconch of five convex whorls separated by deep suture (Text-fig. 3A, B). Sculpture consisting of 18 relatively high, prosocline, reflected lamellar ribs that extend between and are fused at sutures (Text-fig. 3C), aligned axially in anticlockwise spiral. No spiral sculpture. Last whorl about 55% of total height, strongly convex, without basal angulation or disc, ribs continuous over whorl, fusing with peristome. Aperture ovate, peristome complete, weakly angled abapically. No colour pattern preserved.

ECOLOGY AND HABITAT: This species belongs to a family of carnivorous gastropods with slow-moving locomotion, its life habit being semi-infaunal. A few specimens are reported from under rocks, gravel or pebbles, or attached by its byssus to floating bodies, to shells of the genus *Pecten* O.F. Müller, 1776 and in the middle of rhizomes of large algae (Lucas 1975). The reported depth range is 0–12 m (Segers *et al.* 2009).

STRATIGRAPHIC AND GEOGRAPHIC RANGE: Pleistocene (MIS 5e) of Santa Maria Island (Azores) herein reported is the only specimen known from the fossil record; extant in the Azores, Madeira, and Canaries archipelagos.



Text-fig. 3. Shell of *Epitonium jani* Segers, Swinnen and De Prins, 2009, 4.9×2.9 mm; A, B – Frontal view; C – Detail of the ribs and their ornamentation; D – Apical view highlighting the characteristically reflected and quite high prosocline ribs.

REMARKS: A single specimen of *Epitonium jani* (Text-fig. 3), 4.9×2.9 mm, was collected on the 17<sup>th</sup> of February, 2000 by one of the authors (SPA), from Prainha outcrop (36°57'07.1" N, 25°06'13.7" W). This specimen was recovered within the calcareous algal layer (unit A<sub>2</sub> of Ávila *et al.* 2002; MIS 5e, facies 3 in Text-fig. 2B) and labelled as DBUA-F 19 Sup 83-2 (Text-fig. 3A–D). The thickness of the calcareous algal layer at the site of collecting the *E. jani* specimen was about 0.4 m. The maximum length reported is 10.0 mm; the largest Azorean recent specimen is 5.2 mm in height (Segers *et al.* 2009).

## DISCUSSION

One of the key factors for the detection of marine biogeographic processes and patterns is the existence of updated checklists validated by experts. This task is time consuming, albeit fundamental to understand the

past and present (palaeo)biogeographic and (palaeo) ecological processes and to infer and interpret their patterns. The last account on the fossil molluscs from the MIS 5e deposits of Santa Maria Island was made by Melo *et al.* (2023) who, based on bibliographic data obtained from previous authors (Callapez and Soares 2000; Ávila *et al.* 2002, 2007, 2009, 2010, 2015a), published a checklist reporting the occurrence of 137 taxa in the Azores Archipelago (113 gastropods and 24 bivalves). Our study increases the number of MIS 5e gastropods to 114, but these figures are expected to substantially rise due to ongoing work on another MIS 5e fossiliferous outcrop (Ponta do Cedro), located on the east shore of Santa Maria Island. Additionally, using the Chao estimator in three MIS 5e deposits from Santa Maria, Ávila *et al.* (2015a) concluded that 23 species are probably present at Prainha and were missed by the quantitative methodology employed (eight replicates sorted, each with 1 kg of fossiliferous sand), whereas six species are expected to be found at Lagoinhas in the north coast of Santa Maria (ten 1 kg replicates sorted), and another six species are expected to be present at Vinha Velha in the south coast of Santa Maria (six 1 kg replicates sorted), but were missed due to undersampling. Therefore, there are strong data to support expectations of a MIS 5e total number of marine molluscs in excess of 150–160 species to be found in the Pleistocene fossil record at Santa Maria Island.

We also take this opportunity to update the Pliocene to Recent marine biodiversity of the Azores archipelago (Table 1), as this is useful information currently scattered in several publications. Table 1 depicts a total of 234 Pliocene species, 156 Pleistocene (MIS 5e) species and 1,558 extant species. The Phylum Mollusca (in this work represented by gastropods and bivalves) is by far the best represented marine group in both the Pliocene (57.3% of the total Pliocene species reported from Santa Maria Island) and the Pleistocene (MIS 5e; 88.5%). Regarding the extant marine species, algae (26.0%), molluscs (23.9%), Polychaeta annelids (10.8%), and coastal fishes (10.6%) are the best represented marine groups (Table 1).

The importance of checklists validated by experts is exemplified by two recent works: Sacchetti *et al.* (2023) reviewed the Pliocene gastropods reported from Santa Maria Island and, besides correcting several misidentifications, increased the number of taxa from 61 to 77; in a similar way, Berning and Wisshak (2024) increased the number of recent native Azorean bryozoans from 19 (Tempera *et al.* 2010) to 221. Whereas the Pliocene fossil record from Santa Maria

Table 1. Total number of taxa reported for the Pliocene and Pleistocene (MIS 5e) outcrops of Santa Maria Island (Azores Archipelago), and for the Recent of the Azores Archipelago. The ratio (in %) of the Pleistocene versus Recent taxa provides a measure of the potential of preservation in the fossil record, by marine group; <sup>†</sup> data according to Berning and Wisshak (2024); <sup>§</sup> data according to Ávila *et al.* (in press); <sup>‡</sup> data according to Sacchetti *et al.* (2023); n.i.a.: no information available.

Marine group	Pliocene	Pleistocene (MIS 5e)	Recent	Pleistocene/Recent (%)
Algae	7	4	405	1.0
Annelida/Polychaeta	2	0	169	0.0
Brachiopoda	3	0	n.i.a.	n.i.a.
Bryozoa	38 <sup>†</sup>	0	221 <sup>‡</sup>	0.0
Cnidaria/Anthozoa	11	1	31	3.2
Crustacea/Cirripedia	2	0	7	0.0
Crustacea/Decapoda	3	7	63	11.1
Crustacea/Ostracoda	13	0	20	0.0
Echinodermata	8	4	64	6.3
Coastal fish (bony fish)	3	1	165	0.6
Fish/Sharks	7	0	12	0.0
Mollusca/Bivalvia	57	24	143 <sup>§</sup>	16.8
Mollusca/Gastropoda	77 <sup>‡</sup>	114	230	49.6
Cetaceans	3	1	28	3.6

might be considered to be well known (novelties are however expected in the near future as the Pliocene bivalves are now under revision), some groups still await to be studied in the Pleistocene fossil record (MIS 5e), such as the Bryozoa and the Ostracoda (Crustacea).

## CONCLUSIONS

The Santa Maria Island MIS 5e fossil record features a somewhat restricted environmental picture, in which rocky-shore dwellers are best represented (Madeira *et al.* 2011). Nonetheless, it presents a rich fauna as demonstrated by palaeontological studies targeting the most common group in the island fossil record, the molluscs. Taxonomic biases remain endemic in the estimations of biodiversity changes through time and space. Despite the overall lack of interest in taxonomic issues, seen as an old-fashioned dull discipline, systematic examination of the building blocks (i.e., ‘species’) in any biodiversity study is not only necessary but mandatory. The work developed in the last 20 years on the island Santa Maria fossil record, of which the present study is part, demonstrates that taxonomic studies should be seen as a centrepiece in any avenue of research, aiming to understand biota evolution.

## Acknowledgements

We are grateful to the organization of the 3<sup>rd</sup> Workshop ‘Palaeontology in Atlantic Islands’ for financial support. SPA acknowledges his former contract with project M1.1. A/INFRAEST CIENT/A/001/2021 – Base de Dados da PaleoBiodiversidade da Macaronésia, funded by the Regional Government of the Azores. SPA acknowledges his current FCT/2023. 07418 CEEECIND research contract with BIOPOLIS. This work also benefitted from FEDER funds, through the Operational Program for Competitiveness Factors – COMPETE, and from National Funds, through FCT (UIDB/50027/2020, POCI-01-0145-FEDER-006821, UIDB/00153/2020, LA/P/0048/2020), as well as through the Regional Government of the Azores (M1.1.a/005/Funcionamento-C-/2016, CIBIO-A; M1.1.A/INFRAEST CIENT/A/001/2021; M3.3.B/ORG.R.C./005/2021, M3.3.B/ORG.R.C./008/2022/EDIÇÃO 1, M3.3.G/EXPEDIÇÕES CIENTÍFICAS/ 005/2022 and M3.3.G/EXPEDIÇÕES CIENTÍFICAS/ 004/2022). Finally, this work was also supported by FEDER funds (85%) and by funds from the Regional Government of the Azores (15%) through the Azores 2020 Operational Program under the VRPROTO project: Virtual Reality PROTOtype: the geological history of ‘Pedra-que-pica’: Acores-01-0145-FEDER-000078, and by M1.1.A/INFRAEST CIENT/A/001/2021 – Base de Dados da PaleoBiodiversidade da Macaronésia.

## REFERENCES

- Ávila, S.P., Amen, R., Azevedo, J.M.N., Cachão, M. and García-Talavera, F. 2002. Checklist of the Pleistocene marine molluscs of Prainha and Lagoinhas (Santa Maria Island, Azores). *Açoreana*, **9**, 343–370.
- Ávila, S.P., Azevedo, J.M.N., Madeira, P., Cordeiro, R., Melo, C.S., Baptista, L., Torres, P., Johnson, M.E. and Vullo, R. 2020. Pliocene and Late-Pleistocene actinopterygian fishes from Santa Maria Island (Azores: NE Atlantic Ocean): systematics, palaeoecology and palaeobiogeography. *Geological Magazine*, **157**, 1526–1542.
- Ávila, S.P., Cachão, M., Ramalho, R.S., Botelho, A.Z., Madeira, P., Rebelo, A.C., Cordeiro, R., Melo, C., Hipólito, A., Ventura, M.A. and Lipps, J.H., 2016. The palaeontological heritage of Santa Maria Island (Azores: NE Atlantic): a re-evaluation of geosites in GeoPark Azores and their use in geotourism. *Geoheritage*, **8**, 155–171.
- Ávila, S.P., Calado, H. and Cachão, M. 2014. Palaeopark Santa Maria (Azores). *Comunicações Geológicas*, **101** (Especial III), 1205–1210.
- Ávila, S.P., Cordeiro, R., Rodrigues, A.R., Rebelo, A.C., Melo, C., Madeira, P. and Pyenson, N.D. 2015b. Fossil Mysticeti from the Pleistocene of Santa Maria Island, Azores (NE Atlantic Ocean), and the prevalence of fossil cetaceans on oceanic islands. *Palaeontology Electronica*, **18.2**, 27A.
- Ávila, S.P., Costa, A.C., Madeira, P., Brum, J., Prestes, A.C.L., Faria, J. and Martins, G.M. 2024. Patterns of distribution of mollusc fauna associated with *Halopteris scoparia* (Linnaeus) Sauvageau: a baseline study in the Azores Archipelago helps understanding the impact of climate change/invasive species on biodiversity. *Frontiers in Marine Science*, **11**, 1361068.
- Ávila, S.P., Madeira, P., García-Talavera, F., Silva, C.M. da, Cachão, M. and Martins, A.M.F. 2007. *Luria lurida* (mollusca: gastropoda), a new record for the Pleistocene of Santa Maria (Azores, Portugal). *Arquipélago*, **24**, 53–56.
- Ávila, S.P., Madeira, P., Zazo, C., Kroh, A., Kirby, M., Silva, C.M. da, Cachão, M. and Martins, A.M.F. 2009. Palaeoecology of the Pleistocene (MIS 5.5) outcrops of Santa Maria Island (Azores) in a complex oceanic tectonic setting. *Palaeogeography, Palaeoclimatology, Palaeoecology*, **274**, 18–31.
- Ávila, S.P., Melo, C., Sá, N., Quartau, R., Rijdsdijk, K., Ramalho, R.S., Berning, B., Cordeiro, R., Sá, N.C. de, Pimentel, A., Baptista, L., Medeiros, A., Gil, A. and Johnson, M.E. 2019. Towards a “Sea-Level Sensitive” dynamic model: impact of island ontogeny and glacio-eustasy on global patterns of marine island biogeography. *Biological Reviews*, **94** (3), 1116–1142.
- Ávila, S.P., Melo, C., Silva, L., Ramalho, R., Quartau, R., Hipólito, A., Cordeiro, R., Rebelo, A.C., Madeira, P., Rovere, A., Hearty, P.J., Henriques, D., Silva, C.M. da, Martins, A.M.F. and Zazo, C. 2015a. A review of the MIS 5e highstand deposits from Santa Maria Island (Azores, NE Atlantic): palaeobiodiversity, palaeoecology and palaeobiogeography. *Quaternary Science Reviews*, **114**, 126–148.
- Ávila, S.P., Ramalho, R., Habermann, J. and Titschack, J. 2018. The marine fossil record at Santa Maria Island (Azores). In: Kueppers, U. and Beier, C. (Eds), *Volcanoes of the Azores. Revealing the Geological Secrets of the Central Northern Atlantic Islands. Active Volcanoes of the World*, 155–196. Springer; Berlin, Heidelberg.
- Ávila, S.P., Ramalho, R.S., Silva, C.M. da, Johnson, M.E., Uchman, A., Berning, B., Quartau, R., Madeira, P., Melo, C.S., Rebelo, A.C., Baptista, L., Arruda, S., González, E., Rasser, M.W., Hipólito, A., Cordeiro, R., Meireles, R., Raposo, V., Pombo, J., Câmara, R., Kirby, M.X., Titschack, J., Habermann, J.M., Vullo, R., Kroh, A., Lipps, J.H., Cachão, M. and Madeira, J. 2022. Os fósseis de Santa Maria (Açores). 2. Pedra-que-pica: uma história com 5 milhões de anos, 160 pp. OVGA – Observatório Vulcanológico e Geotérmico dos Açores; Lagoa.
- Ávila, S.P., Ramalho, R.S., Silva, C.M. da, Uchman, A., Berning, B., Johnson, M.E., Melo, C.S., Madeira, P., Rebelo, A.C., Câmara, R., Quartau, R., Baptista, L., Arruda, S., Hipólito, A., González, E., Rasser, M.W., Raposo, V., Pombo, J., Cachão, M. and Madeira, J. 2023. Os fósseis de Santa Maria (Açores). 3. O trilho marítimo da Rota dos Fósseis, 120 pp. OVGA – Observatório Vulcanológico e Geotérmico dos Açores; Lagoa.
- Ávila, S.P., Ramalho, R. and Vullo, R. 2012. Systematics, pa-



- laeoecology and palaeobiogeography of the Neogene fossil sharks from the Azores (Northeast Atlantic). *Annales de Paléontologie*, **98**, 167–189.
- Ávila, S.P., Rebelo, A.C., Medeiros, A., Melo, C., Gomes, C., Bagaço, L., Madeira, P., Borges, P.A., Monteiro, P., Cordeiro, R., Meireles, R. and Ramalho, R. 2010. Os fósseis de Santa Maria (Açores). 1. A jazida da Prainha, 103 pp. OVGA – Observatório Vulcanológico e Geotérmico dos Açores; Lagoa.
- Ávila, S.P., Sinigaglia, L., Goud, J., Martins, A.M.F., Morton, B., White, T., Borges, L.M.S., Fedosov, A., Hoffman, L., Hipólito, A. and Swinnen, F. in press. Marine bivalves of the Azores Archipelago. Conchbooks Hackenheim and Sérgio P. Ávila, CIBIO-Açores/BIOPOLIS.
- Baptista, L., Santos, A.M., Cabezas, M.P., Cordeiro, R., Melo, C. and Ávila, S.P. 2019. Intertidal or subtidal/circalittoral species: who appeared first? A phylogenetic approach to the evolution of non-planktotrophic species in Atlantic Archipelagos. *Marine Biology*, **166**, 88.
- Baptista, L., Curto, M., Waeschenbach, A., Berning, B., Santos, A.M., Carreiro-Silva, M., Ávila, S.P. and Meimberg, H. 2024. Population genetic structure and ecological differentiation in the bryozoan genus *Reteporella* across the Azores Archipelago (central North Atlantic). *Heliyon*, **10**, e38765.
- Berkeley Cotter, J.C. 1892. Notícia de alguns fósseis Terciários da Ilha de Santa Maria no Archipélago dos Açores. *Comunicações da Comissão de Trabalhos Geológicos de Portugal*, **2**, 255–287.
- Berning, B. and Wisshak, M. 2024. Cheilostomatida (Bryozoa) from settlement panels deployed in the Azores (central North Atlantic). *Marine Biodiversity*, **54**, 72.
- Berry, S.S. 1910. [Review of] Report on a collection of shells from Peru, with a summary of littoral marine Mollusca of the Peruvian zoological province by William Healey Dall, 1909, Proc. USNM, 37, pp. 147–294, pls. 20–28. *The Nautilus*, **23** (10), 130–132.
- Bronn, H.G. 1861 [for 1860]. Die fossilen Reste von Santa Maria, der südlichsten der Azorischen Inseln. Untersucht und beschreiben von Dr. H.G. Bronn. In: Hartung, G. (Ed.), Die Azoren in ihrer äusseren Erscheinung und nach ihrer geognostischen Natur geschildert von George Hartung, mit beschreibung der fossilen reste von Prof. H.G. Bronn, 116–129. Engelmann, W.; Leipzig.
- Cacabelos, E., Neto, A.I. and Martins, G.M. 2021. Gastropods with different development modes respond differently to habitat fragmentation. *Marine Environmental Research*, **167**, 105287.
- Calado, H., Ávila S.P. and Madeira, P. 2007. The Coastal Zone Management Plan of Santa Maria as a chance for fossiliferous outcrops management. *Açoreana*, **Suplemento 5**, 162–172.
- Callapez, P. and Soares, A.F. 2000. Late Quaternary warm marine mollusks from Santa Maria (Azores) paleoecologic and paleobiogeographic considerations. *Ciências da Terra*, **14**, 313–322.
- Carvalho, M.R. de, Bockmann, F.A., Amorim, D.S., Vivo, M. de, Toledo-Piza, M. de, Menezes, N.A., Figueiredo, J.L. de, Castro, R.M., Gill, A.C., McEachran, J.D., Compagno, L.J., Schelly, R.C., Britz, R., Lundberg, J.G., Vari, R.P. and Nelson, G. 2005. Revisiting the taxonomic impediment. *Science*, **307**, 353.
- Costa, A.C. and Ávila, S.P. 2001. Macrobenthic mollusc fauna inhabiting *Halopteris* spp. subtidal fronds in São Miguel island, Azores. *Scientia Marina*, **65**, 117–126.
- Cox, L.R. 1960. Thoughts on the classification of the Gastropoda. *Proceedings of the Malacological Society of London*, **33**, 239–261.
- Cuvier, G. 1795. Second Mémoire sur l'organisation et les rapports des animaux à sang blanc, dans lequel on traite de la structure des Mollusques et de leur division en ordre, lu à la société d'Histoire Naturelle de Paris, le 11 prairial an troisième [30 May 1795]. *Magazin Encyclopédique, ou Journal des Sciences, des Lettres et des Arts*, **1795** [1. année], **2**, 433–449.
- Dávid, Á., Uchman, A., Ramalho, R.S., Madeira, J., Melo, C.S., Madeira, P., Rebelo, A.C., Berning, B., Johnson, M.E. and Ávila, S.P. 2021. Diverse bioerosion structures in lower Pliocene deposits from a volcanic oceanic island: Baía de Nossa Senhora section, Santa Maria Island, Azores (Central Atlantic Ocean). *Palaeogeography, Palaeoclimatology, Palaeoecology*, **569**, 110284.
- Decreto Legislativo Regional 2018. Decreto Legislativo Regional n.º 11/2018/A de 28 de agosto, que cria o Paleoparque de Santa Maria. <https://diariodarepublica.pt/dr/detalhe/decreto-legislativo-regional/11-2018-116171621> [last accessed 8<sup>th</sup> of October, 2024].
- Dias, N.A., Matias, L., Lourenço, N., Madeira, J., Carrilho, F. and Gaspar, J.L. 2007. Crustal seismic velocity structure near Faial and Pico Islands (Azores), from local earthquake tomography. *Tectonophysics*, **445** (3–4), 301–317.
- Dubois, A. 2003. The relationships between taxonomy and conservation biology in the century of extinctions. *Comptes Rendus Biologies*, **326** (Suplement 1), 9–21.
- Estevens, M. and Ávila, S.P. 2007. Fossil whales from the Azores. *Açoreana*, **Suplemento 5**, 140–161.
- Faria, J., Vale, M., Ribeiro, P.A., Hawkins, S.J. and Martins, G.M. 2024. The ecological value of fully enforced, no-entry, marine protected areas: A case study of harvested limpets. *Aquatic Conservation Marine and Freshwater Ecosystems*, **34**, e4086.
- Ferreira, O.V. 1952. Os Pectinídeos do Miocénico da ilha de Santa Maria (Açores). *Revista da Faculdade de Ciência de Lisboa, 2ª Série*, **C2** (2), 243–258.
- Ferreira, O.V. 1955. A fauna miocénica da Ilha Santa Maria (Açores). *Comunicações dos Serviços Geológicos de Portugal*, **36**, 9–40.
- García-Talavera, F. 1990. Fauna tropical en el Neotirreniense de Santa María (I. Azores). *Lavori della Società Italiana de Malacologia*, **23**, 439–443.
- Hipólito, A., Madeira, J., Carmo, R. and Gaspar, J.L. 2013. Ne-

- otectonics of Graciosa Island (Azores): A contribution to seismic hazard assessment of a volcanic area in a complex geodynamic setting. *Annals of Geophysics*, **56** (6), S0677.
- Hyžný, M., Melo, C.S., Ramalho, R.S., Cordeiro, R., Madeira, P., Baptista, L., Rebelo, A.C., Gómez, C., Torres, P., Uchman, A., Johnson, M.E., Berning, B. and Ávila, S.P. 2021. Pliocene and Late Pleistocene (MIS 5e) decapod crustacean crabs from Santa Maria Island (Azores Archipelago: NE Atlantic): systematics, palaeoecology and palaeobiogeography. *Journal of Quaternary Science*, **36**, 91–109.
- Janssen, A.W., Kroh, A. and Ávila, S.P. 2008. Early Pliocene heteropods and pteropods (Mollusca, Gastropoda) from Santa Maria (Azores, Portugal): systematics and biostratigraphic implications. *Acta Geologica Polonica*, **58**, 355–369.
- Kroh, A., Bitner, M.A. and Ávila, S.P. 2008. *Novocrania turbinata* (Brachiopoda) from the Early Pliocene of the Azores (Portugal). *Acta Geologica Polonica*, **58**, 473–478.
- Linnaeus, C. 1758. *Systema Naturae per regna tria naturae, secundum classes, ordines, genera, species, cum characteribus, differentiis, synonymis, locis*. Editio decima, reformata [10th revised edition], vol. 1., 824 pp. Laurentius Salvius; Holmiae.
- Lipps, J.H. 2009. PaleoParks: Our paleontological heritage protected and conserved in the field worldwide. In: Lipps, J.H. and Granier, B.R.C. (Eds), *PaleoParks – The protection and conservation of fossil sites worldwide*. *Carnets de Géologie/Notebooks on Geology*, **CG2009** (03/01), 1–10.
- Löbl, I. 2018. Assessing biotic diversity: the glorious past, present, and the uncertain future. *Bulletin of the Entomological Society of Malta*, **10**, 5–15.
- Lourenço, N., Miranda, J.M., Luís, J.F., Ribeiro, A., Victor, L.M., Madeira, J. and Needham, H. 1998. Morphotectonic analysis of the Azores Volcanic Plateau from a new bathymetric compilation of the area. *Marine Geophysical Researches*, **20**, 141–156.
- Lucas, M. 1975. Hiatellidae from European coasts. *La Conchiglia*, **7** (79–80), 14–15, 18–19.
- Madeira, P., Kroh, A., Martins, A.M.F. and Ávila, S.P. 2007. The marine fossils from Santa Maria Island (Azores, Portugal): an historical overview. *Açoreana*, **Suplemento 5**, 59–73.
- Madeira, P., Kroh, A., Cordeiro, R., Meireles, R. and Ávila, S.P. 2011. The fossil echinoids of Santa Maria Island, Azores (Northern Atlantic Ocean). *Acta Geologica Polonica*, **61**, 243–264.
- Martins, G.M., Thompson, R.C., Hawkins, S.J., Neto, A.I. and Jenkins, S.R. 2008. Rocky intertidal community structure in oceanic islands: scales of spatial variability. *Marine Ecology Progress Series*, **356**, 15–24.
- Mayer, K. 1864. *Die Tertiär-Fauna der Azoren und Madeiren*, 107 pp. Published by the author; Zürich.
- Meireles, R.P., Faranda, C., Gliozzi, E., Pimentel, A., Zanon, V. and Ávila, S.P. 2012. Late Miocene marine ostracods from Santa Maria Island, Azores (NE Atlantic): Systematics, palaeoecology and palaeobiogeography. *Révue de Micropaléontologie*, **55**, 133–148.
- Melo, C.S., Martín-González, E., Silva, C.M. da, Galindo, I., González-Rodríguez, A., Baptista, L., Rebelo, A.C., Madeira, P., Voelker, A.H.L., Johnson, M.E., Arruda, S.A. and Ávila, S.P. 2022. Range expansion of tropical shallow-water marine molluscs in the NE Atlantic during the last interglacial (MIS 5e): Causes, consequences and utility of ecostratigraphic indicators for the Macaronesian archipelagos. *Quaternary Science Reviews*, **278**, 107377.
- Melo, C.S., Silva, C.M. da, Scarponi, D., González, E., Rolán, E., Rojas, A., Martínez, S., Silva, L., Johnson, M., Rebelo, A.C., Baptista, L., Voelker, A., Ramalho, R. and Ávila, S.P. 2023. Palaeobiogeography of NE Atlantic archipelagos during the Last Interglacial (MIS 5e): A molluscan approach to the conundrum of Macaronesia as a marine biogeographic unit. *Quaternary Science Reviews*, **319**, 108313.
- Miranda, J.M., Luís, J.F., and Lourenço, N. 2018. The tectonic evolution of the Azores based on magnetic data. In: Küppers, U. and Beier, C. (Eds), *Volcanoes of the Azores. Active Volcanoes of the World*, 89–100. Springer Verlag; Berlin.
- Miranda, J.M., Luís, J.F., Lourenço, N. and Goslin, J. 2014. Distributed deformation close to the Azores Triple “Point”. *Marine Geology*, **355**, 27–35.
- Morato, T., Pitcher, T.J., Clark, M.R., Menezes, G., Tempera, F., Porteiro, F., Giacomello, E. and Santos, R.S. 2010. Can we protect seamounts for research? *Oceanography*, **23** (1), 190–199.
- Morton, B., Britton, J.C. and Martins, A.M.F. 1998. *Ecologia Costeira dos Açores*, 249 pp. Sociedade Afonso Chaves; Ponta Delgada.
- Müller, O.F. 1776. *Zoologiae Danicae prodromus, seu Animalium Daniae et Norvegiae indigenarum: characteres, nomina, et synonyma imprimis popularium*, 282 pp. Typis Hallagerii; Havni.
- O’Leary, B.C., Brown, R.L., Johnson, D.E., Nordheim, H. von, Ardron, J., Packeiser, T. and Roberts, C.M. 2012. The first network of marine protected areas (MPAs) in the high seas: the process, the challenges and where next. *Marine Policy*, **36**, 598–605.
- O’Neill, C. and Sigloch, K. 2018. Crust and mantle structure beneath the Azores hotspot – Evidence from geophysics. In: Kueppers U. and Beier C. (Eds), *Volcanoes of the Azores, Active Volcanoes of the World*, 71–87. Springer; Berlin, Heidelberg.
- Ramalho, R.S., Helffrich, G., Madeira, J., Cosca, M., Thomas, C., Quartau, R., Hipólito, A., Rovere, A., Hearty, P.J. and Ávila, S.P. 2017. The emergence and evolution of Santa Maria Island (Azores) – the conundrum of uplifted islands revisited. *Bulletin of the Geological Society of America*, **129**, 372–390.
- Raposo, M.A., Kirwan, G.M., Lourenço, A.C.C., Sobral, G., Bockmann, F.A. and Stopiglia, R. 2020. On the notions of taxonomic ‘impediment’, ‘gap’, ‘inflation’ and ‘anarchy’, and their effects on the field of conservation. *Systematics & Biodiversity*, **19**, 296–311.

- Rebelo, A.C., Rasser, M.W., Kroh, A., Johnson, M.E., Ramalho, R.S., Melo, C., Uchman, A., Berning, B., Silva, L., Zanon, V., Neto, A.I., Cachão, M. and Ávila, S.P. 2016. Rocking around a volcanic island shelf: Pliocene rhodolith beds from Malbusca, Santa Maria Island (Azores, NE Atlantic). *Facies*, **62**, 1–31.
- Rebelo, A.C., Rasser, M.W., Ramalho, R.S., Johnson, M.E., Melo, C.S., Uchman, A., Quartau, R., Berning, B., Neto, A.I., Mendes, A.R., Basso, D. and Ávila, S.P. 2021. Pleistocene coralline algal build-ups on a mid-ocean rocky shore – insights into the MIS 5e record of the Azores. *Palaeobiogeography, Palaeoclimatology, Palaeoecology*, **579**, 110598.
- Rebelo, A.C., Rasser, M.W., Riosmena-Rodríguez, R., Neto, A.I. and Ávila, S.P. 2014. Rhodolith forming coralline algae in the Upper Miocene of Santa Maria Island (Azores, NE Atlantic): a critical evaluation. *Phytotaxa*, **190**, 370–382.
- Reiss, W. 1862. Mittheilungen über die tertiären Schichten von Santa Maria, der südlichsten der Azoren, und ihre organischen Einschlüsse. Nebst Beschreibung dieser letzten und Abbildung der neuen Arten, von H.G. Bronn. *Neues Jahrbuch für Mineralogie, Geognosie, Geologie und Petrefactunkunde*, **1862**, 1–48.
- Ressurreição, A. and Giacomello, E. 2013. Quantifying the direct use value of Condor seamount. *Deep Sea Research Part II: Topical Studies in Oceanography*, **98** (A), 209–217.
- Ricchi, A., Quartau, R., Ramalho, R.S., Romagnoli, C., Casalbore, D., Cruz, J.V. da, Fradique, C. and Vinhas, A. 2018. Marine terrace development on reefless volcanic islands: New insights from high-resolution marine geophysical data offshore Santa Maria Island (Azores Archipelago). *Marine Geology*, **406**, 42–56.
- Röding, P.F. 1798. Museum Boltenianum sive Catalogus cimeliorum e tribus regnis naturæ quæ olim collegerat Joa. Fried Bolten, M. D. p. d. per XL. annos proto physicus Hamburgensis. Pars secunda continens Conchylia sive Testacea univalvia, bivalvia and multivalvia, 199 pp. Trapp; Hamburg.
- Sacchetti, C., Landau, B. and Ávila, S.P. 2023. The Lower Pliocene marine gastropods of Santa Maria Island, Azores: Taxonomy and palaeobiogeographic implications. *Zootaxa*, **5295** (1), 1–150.
- Segers, W., Swinnen, F. and Prins, R. de. 2009. Marine Molluscs of Madeira, 611 pp. Snoeck Publishers; Belgium.
- Serralheiro, A., Alves, C.M., Forjaz, V.H. and Rodrigues, B. 1987. Carta Vulcanológica dos Açores, Ilha de Santa Maria. Centro de Vulcanologia INIC; Ponta Delgada.
- Tempera, F., Torres, P., Cuadra, C. de la and Costa, A.C. 2010. Bryozoa. In: Borges, P.A.V. *et al.* (Eds), A list of the terrestrial and marine biota from the Azores, 320–321. Princípiã; Cascais.
- Uchman, A., Johnson, M.E., Ramalho, R., Quartau, R., Berning, B., Hipólito, A., Melo, C.S., Rebelo, A.C., Cordeiro, R. and Ávila, S.P. 2020. Neogene marine sediments and biota encapsulated between lava flows on Santa Maria Island (Azores, north-east Atlantic): An interplay between sedimentary, erosional, and volcanic processes. *Sedimentology*, **67**, 3595–3618.
- Uchman, A., Quintino, V., Rodrigues, A.M., Johnson, M.E., Melo, C., Cordeiro, R., Ramalho, R.S. and Ávila, S.P. 2017. The trace fossil *Diopatrighnus santamariaensis* isp. nov. – a shell armoured tube from Pliocene sediments of Santa Maria Island, Azores (NE Atlantic Ocean). *Geobios*, **50**, 459–469.
- Uchman, A., Torres, P., Johnson, M.E., Berning, B., Ramalho, R.S., Rebelo, A.C., Melo, C.S., Baptista, L., Madeira, P., Cordeiro, R. and Ávila, S.P. 2018. Feeding traces of recent ray fish and occurrences of the trace fossil *Piscichnus waitemata* from the Pliocene of Santa Maria Island, Azores (Northeast Atlantic). *Palaios*, **33**, 361–375.
- Vogt, P.R. and Jung, W.Y. 2018. The “Azores Geosyndrome” and plate tectonics: Research history, synthesis, and unsolved puzzles. In: Kueppers, U. and Beier, C. (Eds), Volcanoes of the Azores. Revealing the Geological Secrets of the Central Northern Atlantic Islands. Active Volcanoes of the World, 27–56. Springer; Berlin, Heidelberg.
- Winkelmann, K., Buckeridge, J.S., Costa, A.C., Dionísio, M.A.M., Medeiros, A., Cachão, M. and Ávila, S.P. 2010. *Zullobalanus santamariaensis* sp. nov. a new late Miocene barnacle species of the family Archeobalanidae (Cirripedia: Thoracica), from the Azores. *Zootaxa*, **2680**, 33–44.
- WoRMS, 2024. WoRMS – World Register of Marine Species, <https://www.marinespecies.org/index.php> [last consulted November 20th, 2024].
- Zbyszewski, G. and Ferreira, O.V. 1961. La faune marine des basses plages quaternaires de Praia et Prainha dans l’île de Santa Maria (Açores). *Comunicações dos Serviços Geológicos de Portugal*, **45**, 467–478.
- Zbyszewski, G. and Ferreira, O.V. 1962. La faune miocène de l’île de Santa Maria (Açores). *Comunicações dos Serviços Geológicos de Portugal*, **46**, 247–289.

Manuscript submitted: 28<sup>th</sup> October 2024

Revised version accepted: 2<sup>nd</sup> January 2025