

NOVITATES VOCHYSIACEARUM I

BY

F. A. STAFLEU

Utrecht

(Received March 25th 1954)

1. *Vochysia cassiquiarensis* Staff. nov. spec. (fig. 1a and b)

Sectio *Ciliantha* Staff., subsectio *Ferrugineae* Warm. A *V. vismiifolia* Spruce ex Warm. stipulis nullis, foliis longe petiolatis majoribus latioribus, nervis lateralibus pluribus, floribus minoribus calcare inflato instructis differt.

Arbor. Ramuli juveniles, petioli, inflorescentia, foliorum pagina inferior indumento ferrugineo-canesciente instructi. Stipulae nullae. Folia opposita, petiolo c. 15 mm longo, lamina elliptica, c. 12–16 cm longa, c. 5½–7 cm lata, apice breviter obtuse apiculata, retusa, basi obtusa, nervis supra haud prominentibus, lateralibus subtus prominentibus, majoribus utrinque 15–20 sub angulo c. 50–60' e costa ortis a nervo limbali undulato margini proximo junctis, venulis supra haud conspicuis, subtus prominulis, reticulatis. Inflorescentia cylindrica, densiflora, cincinnis bifloris, pedunculis 2–3 mm longis, pedicellis 5–7 mm longis, alabastris c. 7 mm longis, 1½ mm latis, subrecurvis, obtusis, calcare c. 5 mm longo, basi constricto, inflato, sub angulo 60–90' e pedicello orto instructis. Petala suboblonga, apice obtusa; intermedium c. 5 mm longum, extus dense pilosum; lateralia c. 4 mm longa, stamen subpilosum, anthera c. 4 mm longa apice rotundata, filamentum c. 2 mm longo. Staminodia c. 1 mm longa ciliata. Stylus glaber, stigmatum laterali parvo instructus.

Holotypus: R. de L. Fróes 21503 in K. BRAZIL, Amazonas, San José do Cassiquiare, fl. 12–12–1945.

2. *Vochysia elegans* Staff. nov. spec. (fig. 1c and d)

Sectio *Ciliantha* Staff., subsectio *Ferrugineae* Warm. A *V. vismiifolia* Spruce ex Warm. foliis longe petiolatis, longe acuto-acuminatis, nervis lateralibus tenuibus prominulis differt.

Arbor. Ramuli juveniles, petioli, foliorum pagina inferior indumento sericeo-ferrugineo evanescente instructi. Stipulae deciduae, parvae. Folia opposita, petiolo c. 2½–3 cm longo, lamina elliptica, c. 10–12 cm longa, c. 3½–5 cm lata, basi obtusa, apice longe acuminata, acumine angusto acuto c. 15 mm longo; costa subtus prominente,

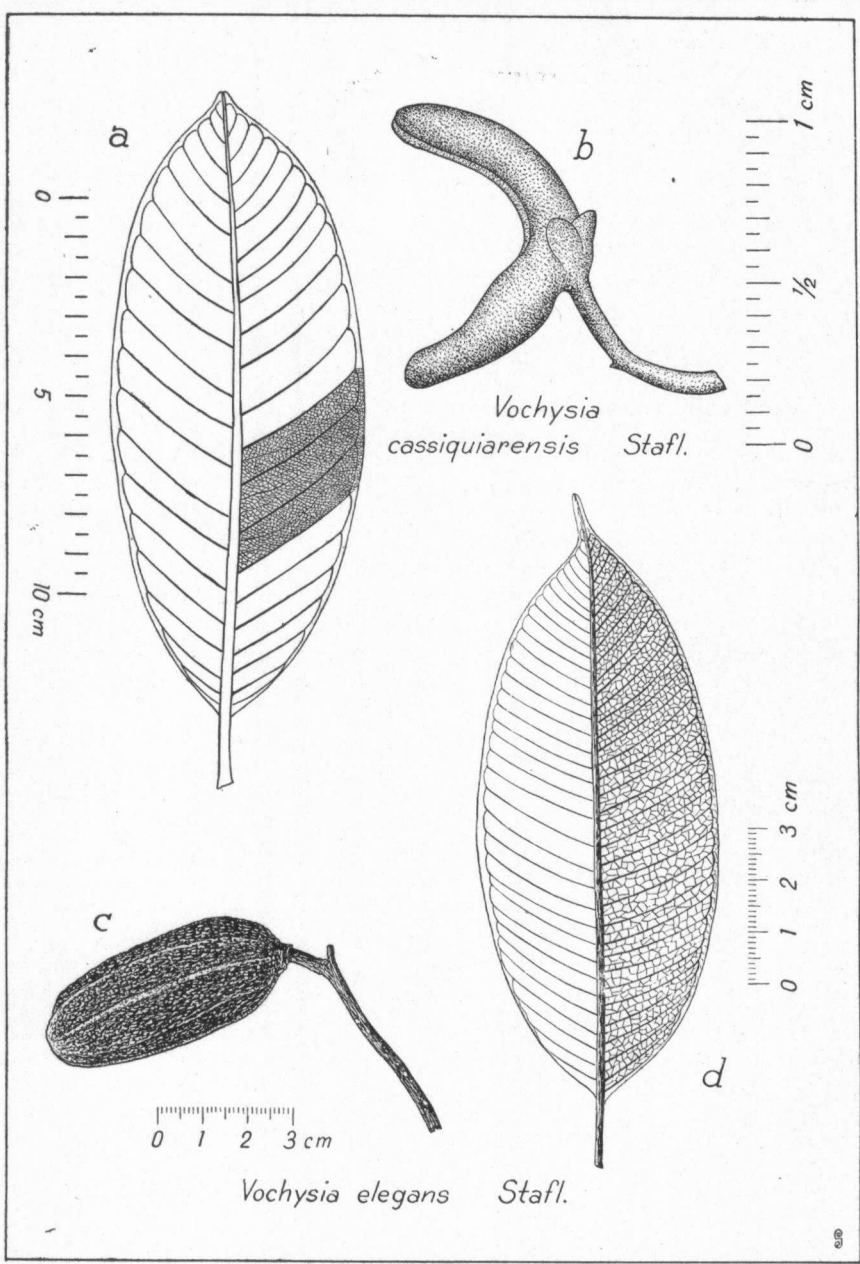


Fig. 1. *Vochysia cassiquiarensis* Staf. a. leaf, b. flower-bud; *Vochysia elegans* Staf. c. fruit, d. leaf

nervis lateralibus utrinque ultra 20, in utraque pagina leviter prominentibus, tenuibus, sub angulo c. 60' e costa ortis a nervo limbali tenui undulato margini proximo junctis; venulis subconspicuis, reticulatis, supra prominulis, subtus haud prominentibus, margine haud revoluto. Capsula oblonga, c. 6 cm longa, 2–2½ cm lata, valvis oblongis nigris, rugulosis, glabris.

Holotypus: A. Ducke RB 34656 in U. BRAZIL, Amazonas, Uarurá, Rio Negro, acima de Uananacá, fr. 3–3–1936 (RB, U).

3. *Vochysia megalophylla* Staff. nov. spec. (fig. 2a and b)

Vochysia e sectione *Ciliantha* Staff. ramulis quadrangulatis, stipulis persistentibus, acutis, satis magnis, foliis glabris, oppositis, magnis, nervis haud prominentibus instructis, nervo limbali carantibus, fructibus satis magnis, verruculosis, glabris noscenda.

Arbor satis magna. Ramuli juveniles subquadrangulares, parce ferrugineo-pilosi, demum subteretes, glabri, haud decorticantes, gemmis ovatis, acutis, dense ferrugineo-pubescentibus, c. 4 mm longis. Stipulae persistentes, triangulares, acutae, c. 2–3 mm longae, basi 1–1½ mm latae. Folia opposita, glabra, petiolo c. 1½–2 cm longo, lamina elliptica vel suboblonga ad 20 cm longa et 8½ cm lata, basi in petiolum abrupte attenuata, apice breviter obtuse-acuminata; costa subtus prominente, nervis lateralibus majoribus utrinque 10–14, supra haud prominentibus et vix conspicuis, subtus parcissime prominentibus, sub angulo c. 80' e costa ortis, prope marginem curvatis, in reticulo venularum excurrentibus, haud nervo limbali junctis. Capsula oblonga, glabra, c. 4 cm longa, 1½–2 cm lata, valvis ellipticis, fuscis, dense verruculosis.

Holotypus: E. P. Killip & A. C. Smith 15276 in NY. COLOMBIA, Dept. Santander: Mesa de los Santos, 1500 m., dense woods, tree 25–30 ft. infl. drooping; fr. 11/15–12–1926.

4. *Vochysia laxiflora* Staff. nov. spec. (fig. 2c and d)

Sectio *Ciliantha* Staff., subsectio *Ferrugineae* Warm. A *V. lomatophylla* Standl. stipulis magnis, acuminatis, petiolis brevibus, laminis minoribus, nervis lateralibus paucioribus, inflorescentia laxiflora, alabastris calcare incurvo instructis, stylis stigmatate terminali munitis differt.

Arbor media vel magna. Ramuli juveniles, petioli, stipulae, costa foliorum indumento ferrugineo, valde canescente, demum evanescente instructi. Stipulae triangulares, acuminatae, 4–6 mm longae. Folia quaternata, petiolo c. 3–5 mm longo, lamina spatulata, c. 11–16 cm longa, c. 4–5½ cm lata, apice obtusa vel rotundata, nonnunquam emarginata, basi sensim in petiolum attenuata sed ad basin extrema rotundata; nervis supra haud prominentibus, lateralibus subtus fortiter prominentibus, majoribus utrinque 10–12 sub angulo c. 50' e costa ortis a nervo limbali undulato margini proximo junctis, venulis supra haud conspicuis, subtus prominulis, reticulatis. Inflorescentia laxiflora, cincinnis trifloris, pedunculis c. 5–8 mm longis, pedicellis

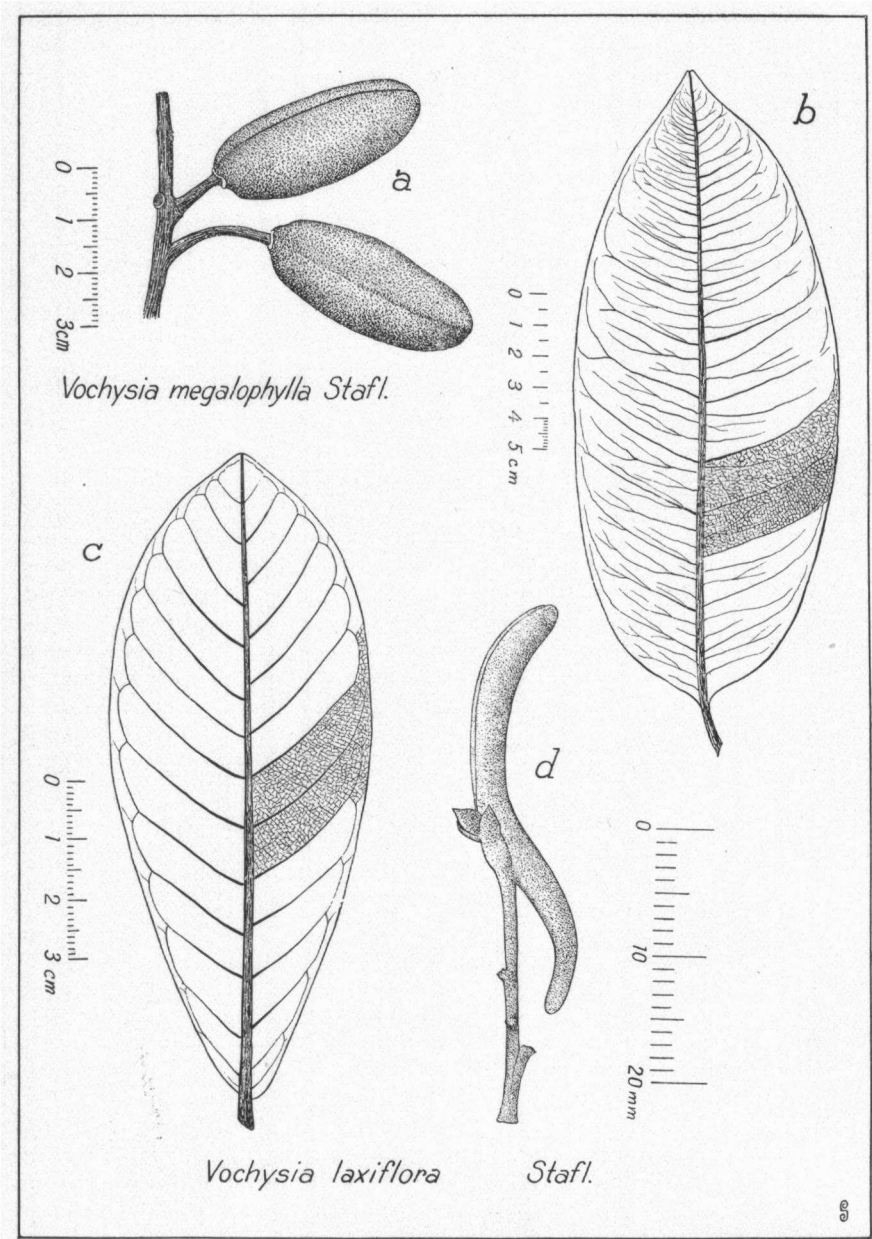


Fig. 2. *Vochysia megalophylla* Stafl. a. fruits, b. leaf. *Vochysia laxiflora* Stafl. c. leaf, d. flower-bud

c. 5–6 mm longis, alabastris ad 13 mm longis parum recurvis obtusis, calcare incurvo c. 6–8 mm longo sub angulo 0–30' e pedicello orto instructis. Petala spatulata; intermedium c. 12–13 mm longum, apice ciliatum, dorso parum pilosum; lateralia modice breviora. Stamen pilosum, anthera c. 8 mm longa, apice rotundata, filamentum c. 3 mm longo. Staminodia c. 1–2 mm longa, pilosa. Stylus glaber, stigmatibus terminali parvo instructus.

Holotypus: H. García-Barriga 13841 in US. COLOMBIA, Amazonas – Vaupés: Rio Apaporis entre los rios Kanana y Pacoa, 250 m. fl 1/15–12–1951: H. García-Barriga 13841 (COL,US), 13905 (COL, US), 14050 (COL, US).

5. **Vochysia cipoana** Stafl. nov. spec. (fig. 3a and b)

Sectio *Cilantha* Stafl., subsectio *Lutescentes* Warm. A *V. martiana* Stafl. *V. rotundifolia* Mart. et *V. pygmaea* Bongard stipulis persistentibus, caule robustiore, foliis majoribus late ellipticis, venulis supra conspicuis differt.

Suffrutex glaberrimus, c. 2 m altus, caule tereti paulum glaucopruinoso. Stipulae persistentes triangulares, acutae, c. 1½ mm longae. Folia ternata, petiolo c. 1–2 mm longo, lamina rigide coriacea, late elliptica vel ovato-elliptica, 6–9 cm longa, 3–6½ cm lata, supra lucida, apice rotundata nonnunquam emarginata, basi truncata vel subcordata; nervis reticulatis, prominulis, in utraque pagina conspicuis, lateralibus anastomosentibus, haud a nervo limbali junctis. Inflorescentia subcylindrica, cincinnis 2- vel 3-floris, pedunculis 8–10 mm longis, pedicellis 8–15 mm longis, alabastris subrecurvis, obtusis, c. 18–20 mm longis, 2–3 mm latis, calcare c. 7–9 mm longo incurvo subcylindrico instructis. Petala lineari-oblonga, apice subciliata excepta glabra; intermedium stamen aequans; lateralia dimidio minorum. Stamen glabrum sed margine ciliatum, filamentum 3–4 mm longo. Staminodia 1–2 mm longa. Stigma terminale, diam. ½–1 mm.

Holotypus: A. P. Duarte 2626 (= RB 70087) in U. BRAZIL, Minas Geraes, Serra do Cipo, km. 135, on rocky soil, 1250m., fl. 21–4–1949 (RB, U).

6. **Vochysia obovata** Stafl. nov. spec. (fig. 3c and d)

Sectio *Cilantha* Stafl., subsectio *Lutescentes* Warm. A *V. cipoana* Stafl. foliis petiolatis, obovatis, apice rotundatis et emarginatis, pedicellis longis, alabastris longis gracilibus, calcare recto instructis differt.

Suffrutex glaberrimus, ramulis teretibus. Stipulae persistentes, parvae, acutae, ½–1 mm longae. Folia ternata, petiolo c. 8–15 mm longo, lamina obovata, 5–8 cm longa, 4½–5½ cm lata, apice late rotundata, emarginata, basi cuneata; nervis haud prominentibus, lateralibus utrinque 8–12 a nervo limbali margini proximo undulato junctis; venulis praesertim subtus conspicue reticulatis. Inflorescentia subcylindrica, cincinnis 2- vel 3-floris, pedunculis 7–15 mm longis, pedicellis 15–20 mm longis, alabastris subrecurvis, obtusis, gracilibus, c. 18–23 mm longis, 2–3 mm latis, calcare c. 7–9 mm longo, recto,

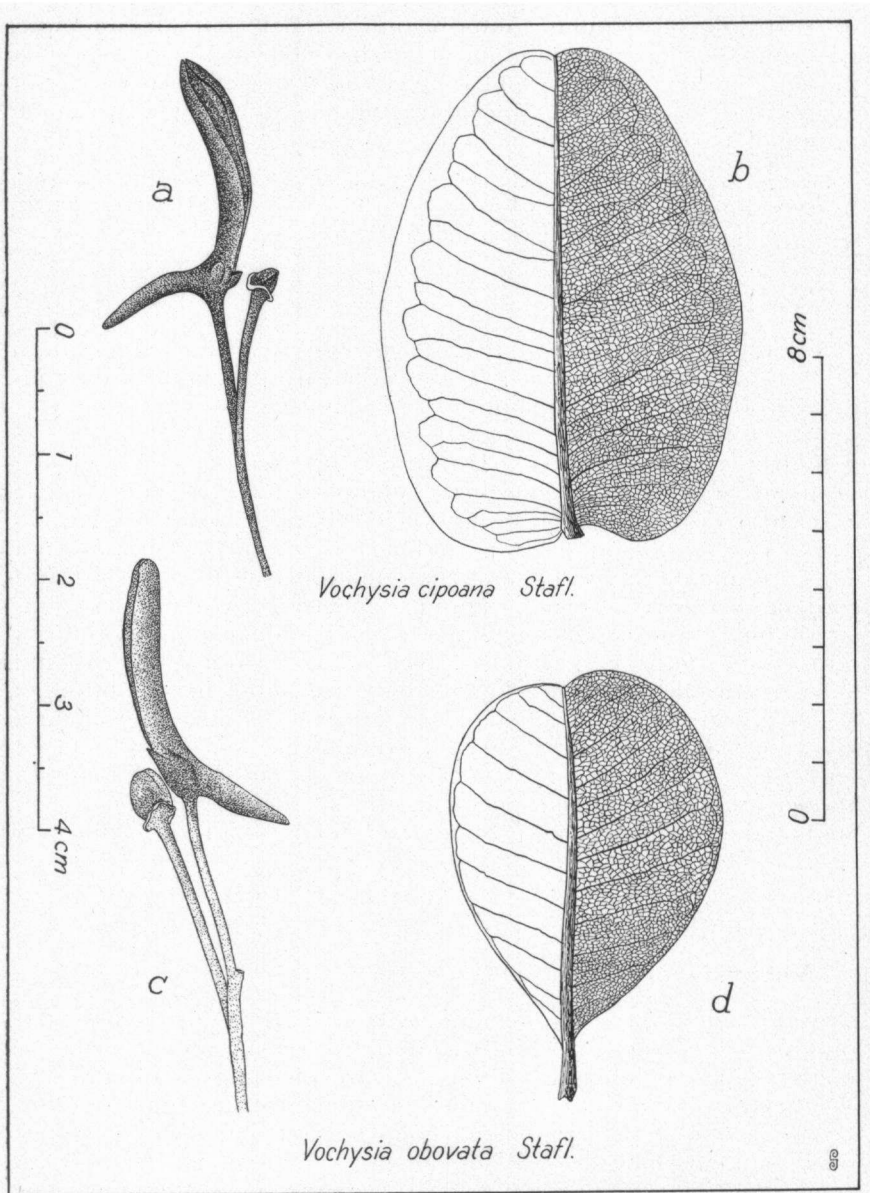


Fig. 3. *Vochysia cipoana* Stafl. a. flower-bud, b. leaf. *Vochysia obovata* Stafl. c. flower-bud, d. leaf

haud inflato instructis. Petala suboblonga; intermedium c. 20 mm longum. Stamen obtusum, c. 20 mm longum.

Holotypus: R. de L. Fróes 20139 in NY. BRAZIL, Minas Geraes, regio de Sincorá formação do Rio Paraguassû (Ibiquara, Mucugê), fl. 24-2-1942.

7. **Vochysia densissima** Pilger, Notizbl. Berlin 11: 298. 1931; Macbride, Field Mus. Bot. 13(3): 884. 1950. *Vochysia vismiifolia* Spruce ex Warm. var. *densissima* (Pilger) Stafleu, Med. Bot. Mus. Utr. 95: 498. 1948.

Petioles 1-1½ cm long; leaves opposite, coriaceous, long-elliptic, 10-11 × 2-4 cm, ferrugineous-tomentellous below, long-(c. 6-10 mm) acuminate; lateral nerves c. 25 on either side, strongly prominent below; inflorescence many-flowered, cylindrical, peduncles and pedicels 2-3 mm long, spur subconical, slightly recurved, about as long as the bud (c. 6 mm), the fourth calyx-lobe strongly recurved.

Lectotypus: Tessmann 4632 in NY. This specimen agrees in all respects with Pilger's description and with the photograph (in GH) of the destroyed Berlin holotype (Tessmann same number).

8. **Vochysia majuscula** Pilger, Notizbl. Berlin 11: 297. 1931; Stafleu l.c. 95: 521. 1948; Macbride l.c. 13(3): 889. 1950.

Lectotypus: Tessmann 4797 in NY. This specimen agrees with Pilger's description and with the photograph (in F) of the destroyed Berlin holotype (Tessmann same number).

9. **Vochysia pacifica** Cuatrecasas, Rev. Acad. Colomb. 6: 548. 1946; Stafleu l.c. 95: 479. 1948.

Holotypus: Cuatrecasas 17468 in VALLE, isotypes in F and U.

10. **Qualea calantha** Pilger, Notizbl. Berlin 11: 297. 1931; Stafleu l.c. 116: 178. 1953.

Lectotypus: Tessmann 4855 in NY. This specimen agrees with Pilger's description and with the photograph (in GH) of the destroyed Berlin holotype (Tessmann same number).

11. **Qualea gracilior** Pilger, Notizbl. Berlin 11: 296. 1931; Macbride l.c. 13(3): 877. 1950; Stafleu l.c. 116: 186. 1953. *Qualea lanciifolia* Ducke, Arch. Inst. Biol. Veg. 2: 53. 1953.

Lectotypus: Tessmann 4465 in NY. This specimen agrees with Pilger's description and with the photograph (in GH and F) of the destroyed Berlin holotype (Tessmann same number).