


# BULLETIN ZOOLOGISCH MUSEUM

 UNIVERSITEIT VAN AMSTERDAM

Vol. 2 No. 14 21 - VI - 1972

A LANTERN FISH, *HYGOPHUM BENOITI* (COCCO, 1838), WASHED ASHORE IN THE  
NETHERLANDS (PISCES, MYCTOPHOIDEI, MYCTOPHIDAE)

H. NIJSSEN

## ABSTRACT

A small Lantern Fish, *Hygophum benoiti* (Cocco, 1838), was washed ashore at the beach of the village of Zandvoort in the Netherlands. This is the first record of a member of the family Myctophidae in the coastal waters of the Netherlands, and the northernmost record for the species. The occurrence of the species in the northern part of the North Atlantic is discussed, and the specimen is illustrated.

On June 3rd, 1971, Master Maarten Stock found a little Lantern Fish (fig. 1) on the beach of Zandvoort (52°22'N, 04°31'E) about 25 kilometers west of Amsterdam. Although the belly region was damaged, the specimen could be identified by the arrangement of its photophores as *Hygophum benoiti* (Cocco, 1838). It has two distinct maculae posterolaterales (POL), and two maculae prae-caudales (Prc), of which the posterior one (Prc<sub>2</sub>) is situated midway between the lateral line and the lower edge of the body (cf. fig. 2). The latter character is present in *H. benoiti* only, the eight other species of *Hygophum* having the Prc<sub>2</sub> on the level of the lateral line or slightly lower. The presence of one undivided supracaudal luminous gland, and the size of the specimen (tl 45.8 mm) indicate that the specimen of Zandvoort is an adult male.

*H. benoiti* is common in the Mediterranean, Aegean, and Marmora Seas (Becker, 1965). The species is found also in the North Atlantic Ocean between the parallels of approximately 20° and 43° N (Bolin, 1959; Becker, 1967). In 1910 the "Michael Sars" caught one small specimen (11.5 mm) at station 81 (48°02'N, 39°55'W), and one specimen (11.0 mm) at station 82 (48°24'N, 36°53'W) at considerable depth (1000 meters of wire). Another record (one specimen, 15.0 mm) is known from

a surface haul southwest of Grand Bank (42°53'N, 54°09'W) (cf. Leim & Scott, 1966). As far as known the species never has been recorded from localities further northeast. Although the possibility exists that the occurrence of the specimen at Zandvoort can be explained by transportation in ballast water from subtropical areas, this seems extremely unlikely, since the specimen was in excellent condition, and it is known that Lantern Fishes are very fragile. This is not the first time that a specimen of a fish species from tropical or subtropical waters is found in the seas of northern Europe (cf. Krefft, 1961; Nijssen, 1966).


#### ACKNOWLEDGEMENTS

I am indebted to Dr. H.G. Moser and Dr. E. Ahlstrom (National Marine Fisheries Service, Southwest Fisheries Center, La Jolla, California) for the identification of the specimen discussed, for reading the manuscript, and for supplying translations of Russian literature. Figure 1 was prepared by Mr. G. Mattson of the same institute.

#### LITERATURE

- BECKER, V.E., 1965. Lanternfishes of the genus *Hygophum* (Myctophidae, Pisces). Systematics and distribution. In: Fishes of the Indian Ocean and the Seas of Southeast Asia.- Trudy Inst. Okeanol., 80: 62 - 103. (Translation no. 45 by the Bureau of Commercial Fisheries, Ichthyological Laboratory, U.S. National Museum, Washington D.C.).
- , 1967. The Lanternfishes (Myctophidae) from the "Petr Lebedev" Atlantic Expeditions 1961 - 1964.- Trudy Inst. Okeanol., 84: 84 - 124 (in Russian).
- BOLIN, R., 1959. Inomi, Myctophidae from the "Michael Sars" North Atlantic Deep - Sea Expedition 1910.- Rep. sci. Res. "Michael Sars" North Atl. Deep-sea Expedition, 1910, 4 (2) (7): 3 - 45.
- FRASER-BRUNNER, A., 1949. A classification of the fishes of the family Myctophidae.- Proc. zool. Soc. London, 118 (4): 1019 - 1106.
- KREFFT, G., 1961. *Beryx splendens*, ein Erstfund in nordeuropäischen Gewässern nebst Bemerkungen zum Auftreten von *B. decadactylus*.- Arch. Fischereiwiss., 12 (1): 24 - 38.
- LEIM, A.H. & W.B. SCOTT, 1966. Fishes of the Atlantic coast of Canada.- Bull. Fish. Res. Board Canada, 155: 1 - 485.
- LÜTKEN, C.F., 1892. Spolia Atlantica. Scopelini Musei Zoologici Universitatis Hauniensis. Bidrag till kundskab om det aabne havs Laxesild eller Scopeliner. Med et tillæg om en anden pelagisk fiskeslaegt.- Vidensk. Selsk. Skr., (6) (naturvid. math.) 7 (6): 223 - 297.
- NIJSSEN, H., 1966. The occurrence of *Cynoglossus browni* Chabanaud, 1949, in the North Sea (Pisces, Pleuronectiformes).- Beaufortia, 13 (155): 87 - 90.
- TANING, A.V., 1918. Mediterranean Scopelidae (Saurus, Aulopus, Chlorophthalmus and Myctophum).- Rep. Danish oceanogr. Exped. 1908 - 10, Mediterr. adj. Seas, 2 (A7): 1 - 154.
- , 1928. Synopsis of the scopelids in the North Atlantic.- Vidensk. Medd. Dansk naturh. Foren., 86: 49 - 69.
- , 1932. *Myctophum benoitii*.- Faune ichthyologique de l'Atlantique Nord, 11: 119.

DR. H. NIJSSEN  
Department of Ichthyology  
Institute of Taxonomic Zoology (Zoölogisch Museum)  
University of Amsterdam  
Plantage Middenlaan 53, Amsterdam - C., The Netherlands



**Figure 1: *Hygophum benoiti* (Cocco, 1838), adult male, tl 45.8 mm, washed ashore at Zandvoort, the Netherlands (ZMA 110.360).**

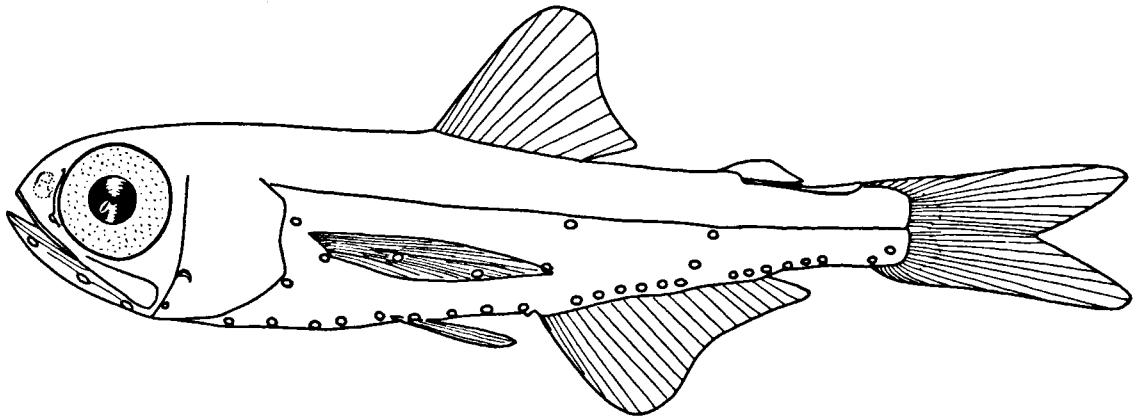


Figure 2: Arrangement of the photophores in *Hygophum benoiti* (after Tâning, 1932).

Requests for exchange or sale of this publication should be addressed  
to the Administration of the Zoological Museum of the University of Amsterdam