

**NOTES ON AND DESCRIPTIONS OF BULIMULIDAE  
(MOLLUSCA, GASTROPODA), III**

by

**A. S. H. BREURE**

and

**J.R. SCHOUTEN**

Breure, A. S. H. & J. R. Schouten: Notes on and descriptions of Bulimulidae (Mollusca, Gastropoda), III.

Zool. Verh. Leiden 216,27-ii-1985: 1-98, figs. 1-33, pls. 1-4. — ISSN 024-1652.

Key words: Bulimulidae; anatomy; catalogue.

Notes are given on the systematic status and/or the anatomy of species of the subfamilies Odontostominae, Orthalicinae and Placostylinae. Furthermore the variation in mandibula and radula of 28, respectively 27, species is analysed. Anatomical data are presented for 25 species and 3 species are redescribed.

A. S. H. Breure, Schapenrustweg 5, 2351 NK Leiderdorp, The Netherlands.

J. R. Schouten, Division of Systematic of Zoology, University of Leiden, c/o Rijksmuseum van Natuurlijke Historie, P.O. Box. 9517, 2300 RA Leiden, The Netherlands.

**INTRODUCTION**

In this publication, which is a continuation of the recent publications of Breure (1978) and Breure & Eskens (1981), we deal with the subfamilies Odontostominae, Orthalicinae and Placostylinae. Data on Amphibuliminae may be found in Breure (1974b). The data given in this paper have been used in the revision of the Bulimulinae, which was recently published by one of us (Breure, 1979).

The following abbreviations are used to refer to the location of the specimens: AM — Australian Museum, Sydney; AUM — Auckland Institute and Museum, Auckland; BBM — B. P. Bishop Museum, Honolulu; BMNH — British Museum (Natural History), London; CM — Carnegie Museum, Pittsburgh; DZSP — Departamento de Zoologia, Universidade de São Paulo, São Paulo; MBM — Museo de Malacologia, Habana; MCZ — Museum of Comparative Zoology, Cambridge, Mass.; MN — Museu Nacional, Rio de Janeiro; MNHN — Muséum National d'Histoire Naturelle, Paris; NMWC — National Museum of Wales, Cardiff; NZGS — New Zealand Geological Survey, Wellington; RMNH — Rijksmuseum van Natuurlijke Historie, Leiden; SMF — Natur-Museum Senckenberg, Frankfurt am Main; UF — Florida State Museum, Gainesville; USNM, United States National Museum, Wash-

ington D.C.; ZMB — Zoologisches Museum, Berlin; ZMUZ — Zoologisches Museum, Universität Zürich.

Moreover, the following abbreviations are used to refer to parts of the anatomy: AG — albumen gland; D — diaphragma; EP — epiphallus; FL — flagellum; GA — genital atrium; O — ovotestis; OD — ovotestis duct; O-EP — outlet of epiphallus in penis; OV — oviduct; P — penis; PA — penis appendix; PR — prostate; PS — penis sheath; RM — retractor muscle; RS — receptaculum seminis; SD — spermathecal duct; SOV — spermoviduct; SP — spermatheca; V — vagina; VD — vas deferens.

The histology was studied with the following methods: after embedding in paraffin the material was sectioned at  $7\mu\text{m}$  and stained with 1% Alcian Blue after kaliumpermanganate oxidation, followed by staining with Haemalum and Eosin-erythrosin in ethanol 80%. The slides were mounted in malinol and have been deposited in the Rijksmuseum van Natuurlijke Historie, Leiden.

This research was made possible by grant W 87-96 of the Foundation for the Advancement of Tropical Research (WOTRO), for which the senior author wants to express his sincere gratitude.

Without the generous help of the staff of the British Museum (Natural History), Mollusca Section, the task of tracing type specimens in their collection could not have been completed. Furthermore the following persons deserve our gratitude as they kindly lent us material from the collections in their charge: A. Andersson (Stockholm), A. dos Santos Coelho (Rio de Janeiro), R. Fechter (München), J. F. Peake and his staff (London), F. G. Thompson (Gainesville), and S. Tillier (Paris).

We wish to express a special word of thanks to Prof. dr. J. T. Wiebes (Leiden) for his stimulating interest. For technical assistance with our research we are much obliged to Mr. S. Ploeger, for assistance with the photographs we wish to thank Mr. A. 't Hooft, both from the Division of Systematic Zoology, University of Leiden.

## SUBFAMILY ODONTOSTOMINAE

### SYSTEMATICS

#### ***Hyperaulax (Hyperaulax) ridleyi* (E. A. Smith, 1890)**

The type material of this species is preserved in the British Museum (Natural History). The holotype (BMNH 1888.6.27.106) measures: shell height 11.4

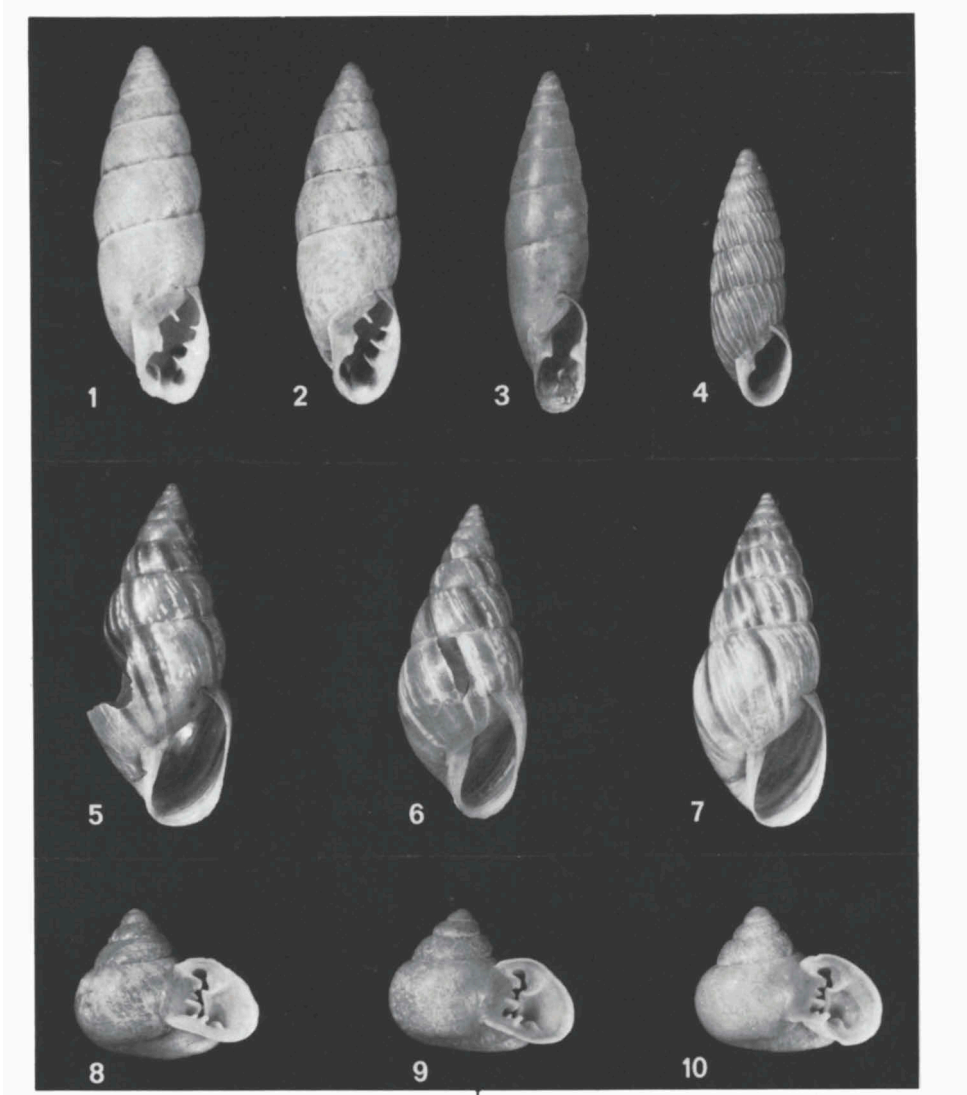


Plate 1. Figs. 1, 2. *Cyclodontina (C.) fusiformis* (Menke), lectotype (fig. 1) and paralectotype of *Bulimus catharinae* Pfeiffer (BMNH); shell height 24.5 mm. Fig. 3. *Cyclodontina (Bahiensis) occultus* (Reeve), holotype (BMNH); shell height 24.0 mm. Fig. 4. *Clessinia costata* (Pfeiffer), lectotype (BMNH); shell height 18.0 mm. Figs. 5-7. *Anctus sugillatus* (Pfeiffer), lectotype (fig. 5) and paralectotypes (BMNH); shell height 23.5 mm. Figs. 8-10. *Tomigerus turbinatus* (Pfeiffer), lectotype (fig. 8) and paralectotypes (BMNH); shell height 10.3 mm.

mm, diameter 5.9 mm. There are four paratypes and the material is labelled "Fernando Noronha" (ex Royal Society).

**Anctus sugillatus** (Pfeiffer, 1857)  
(pl. 1 figs. 5-7)

One specimen from among the type specimens in the London museum is designated lectotype: shell height 23.5 mm, diameter 10.8 mm (BMNH 1975259). There are two paralectotypes and the material is labelled "Bolivia" (ex Cuming). The species is figured here for the first time.

**Cyclodontina (Cyclodontina) fusiformis** (Menke, 1828)  
(pl. 1 figs. 1, 2)

After having compared descriptions and material of both taxa, we now consider *Bulimus catharinae* Pfeiffer, 1857, a junior subjective synonym of *Scarabus fusiformis* Menke, 1828. The type material of *Bulimus catharinae* Pfeiffer is in the British Museum (Natural History) and one specimen is here designated lectotype: shell height 24.5 mm, diameter 7.6 mm (BMNH 1975261). The material, which includes two paralectotypes, is labelled "St. Catherines Brazil" (ex Cuming). This taxon is here figured for the first time.

**Cyclodontina (Cyclodontina) tudiculatus** (Martens, 1868)  
(fig. 1)

Genitalia. — Penis with a very short sheath (ca. 1/24 the length of the phallus), subcylindrical, passing without external differentiation into the epiphallus. The flagellum is more or less subcylindrical, ca. 1/5 the length of the phallus, with a retractor muscle inserted at the distal end. The vas deferens is about as long as the penis and epiphallus together. The vagina is short (ca. 1/12 the length of the phallus). The spermathecal duct is more or less subcylindrical, with a globose spermatheca at the distal end, and as long as the spermoviduct.

Material. — Brazil, Edo. Santa Catarina, Nova Teutonia (NRS).

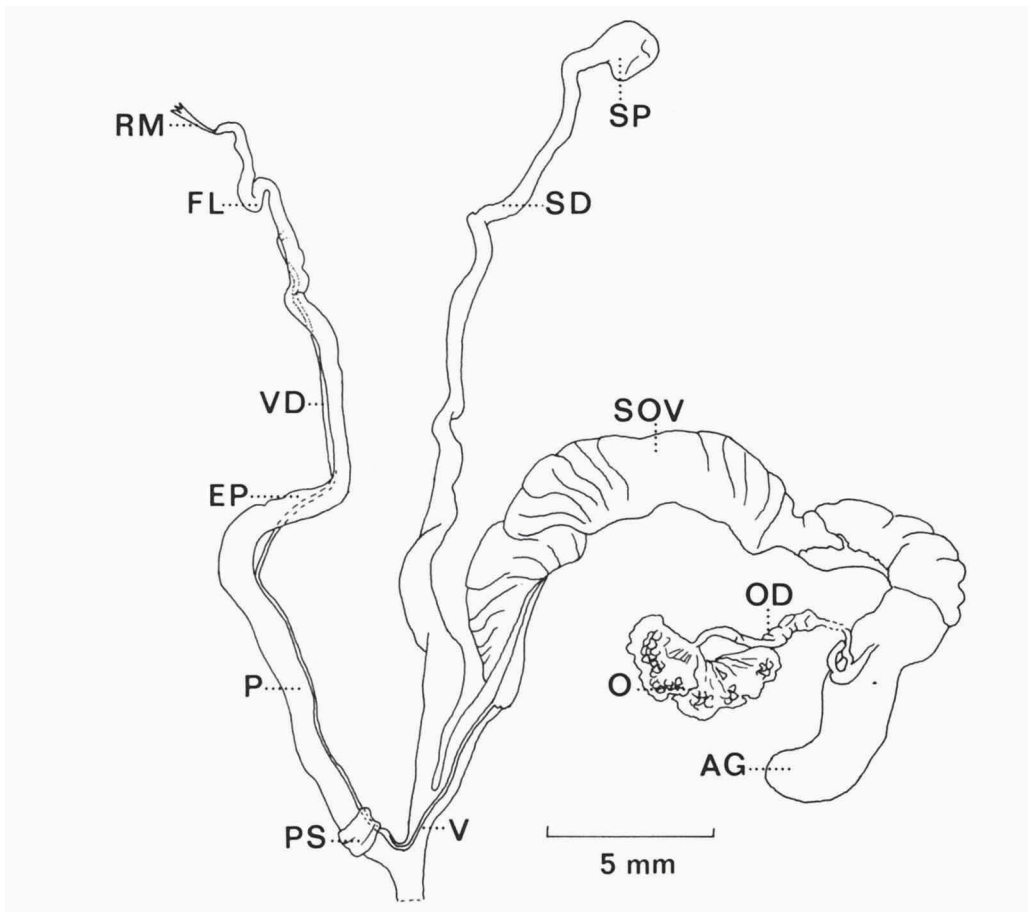


Fig. 1. *Cyclodontina (Cyclodontina) tudiculatus* (Martens), genitalia. Brazil, Edo. Santa Catarina, Nova Teutonia (NRS).

***Cyclodontina (Bahiensis) occultus* (Reeve, 1849)**  
(pl. 1 fig. 3)

A type specimen in the London museum is here designated lectotype: shell height 24.0 mm, diameter 6.3 mm (BMNH 1975258). It is labelled "Brazil" (ex Cuming).

Type material of *Bulimus paralellus* Pfeiffer, 1857, which is considered, by Pilsbry (1901: 48), a junior synonym of *Bulimus occultus* Reeve, is also preserved in the London museum. One specimen is designated lectotype: shell height 22.5 mm, diameter 7.0 mm (BMNH 1975256). There is one para-

lectotype, which is also labelled "St. Catherines, Brazil" (ex Cuming). Additionally, there is one specimen from Brazil, Espirito Santo (ex Miers) identified by Pfeiffer as *B. paralellus*.

***Cyclodontina (Bahiensis?) rhodinostoma* (d'Orbigny, 1835)**  
(fig. 2)

Genitalia. — Phalluscomplex relatively long. Penis with a very short proximal sheath (ca. 1/15 the length of the phallus), subcylindrical, passing without external differentiation into the epiphallus. The flagellum is short (ca. 1/8 the

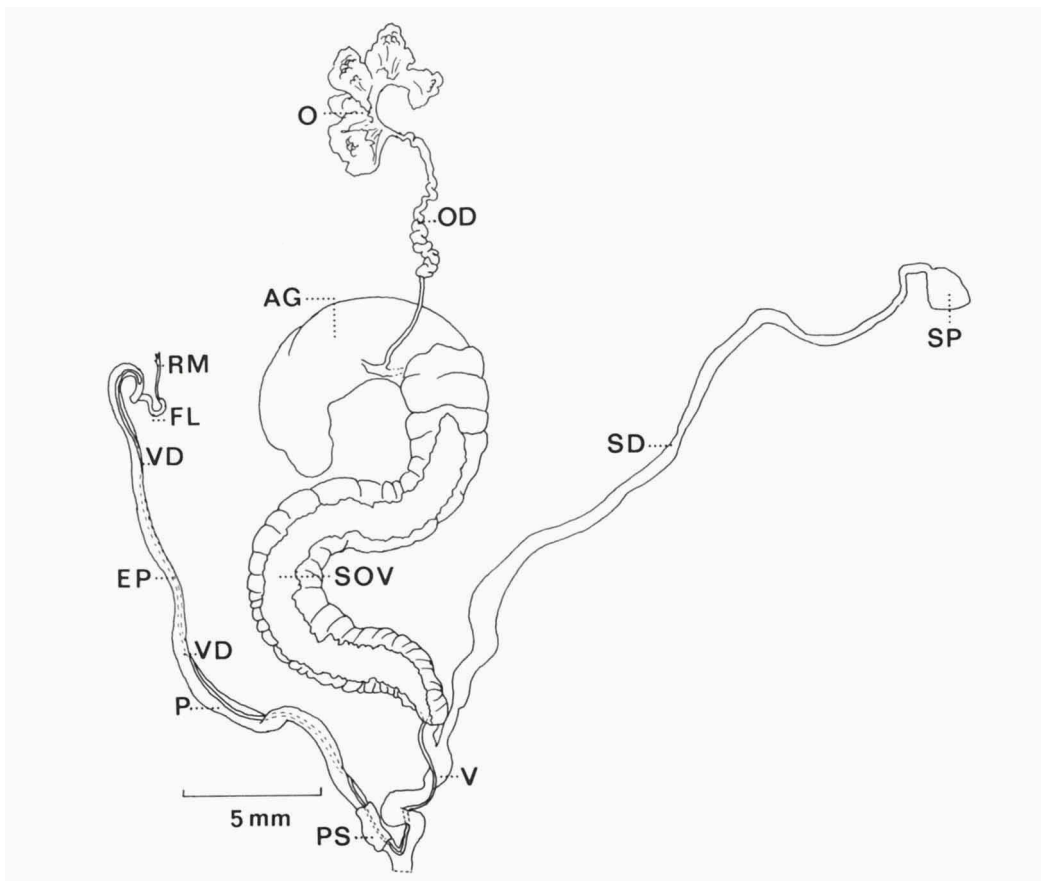


Fig. 2. *Cyclodontina (Bahiensis?) rhodinostoma* (d'Orbigny), genitalia. Brazil, Edo. Rio de Janeiro, Petropolis, Taguara (MN).

length of the phallus), slender and with a distally inserted retractor muscle. The vas deferens passes through the proximal sheath, but runs otherwise freely alongside penis and epiphallus. The vagina is subcylindrical, (ca. 1/5 the length of the phallus). The spermathecal duct is more or less tapering, with a globose spermatheca at the distal end. Spermooviduct without prominent twistings. Ovotestis duct about half as long as spermooviduct; ovotestis with lobes.

Material. — Brazil, Estado Rio de Janeiro, Petropolis, Taguara (MN, RMNH).

***Clessinia cordovana stelzneri* (Döring, 1874)**  
(fig. 3)

Genitalia. — Penis with a very short sheath, subcylindrical; with a retractor muscle attached to the distal part of the penis. The phallus is constricted at the

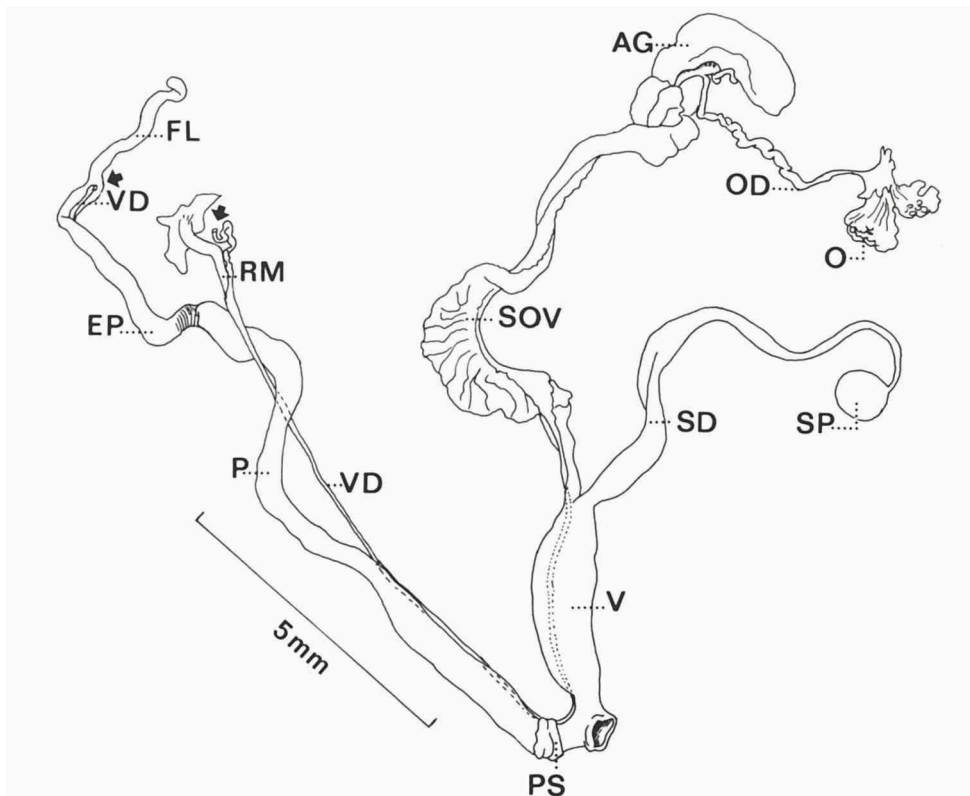


Fig. 3. *Clessinia cordovana stelzneri* (Döring), genitalia. Argentina, Prov. Cordova, Quilino (RMNH).

transition between penis and ephiphallus, which is subcylindrical and about as broad as the penis. The flagellum is short ca. 1/5 the length of the phallus) and slightly tapering. The vas deferens is passing through the proximal penis sheath and through the penis retractor muscle; it is much shorter than penis and epiphallus together, which are thus contorted. Vagina broad, except the proximal part that is narrow. Spermathecal duct more or less tapering, with a globose spermatheca; about as long as spermoviduct. Spermoviduct without prominent twisting. Ovotestis duct about half the length of the spermoviduct; ovotestis with lobes.

Material — Argentina, Prov. Cordoba, Quilino (RMNH).

***Clessinia costata* (Pfeiffer, 1848)**

(pl. 1 fig. 4)

One specimen from among the type material, which is preserved in the British Museum (Natural History), is here designated lectotype: shell height 18.0 mm, diameter 5.5 mm (BMNH 1975250). There are two paralectotypes and the material is labelled "Brazil" (ex Cuming).

***Clessinia neglecta* (Pfeiffer, 1847)**

The type material of this species has been located in the London museum and one specimen is designated lectotype: shell height 17.0 mm, diameter 5.4 mm (BMNH 1975263). The material, which includes one paralectotype, is labelled "Brazils" (ex Cuming) in Pfeiffer's handwriting.

***Clessinia oblitus* (Reeve, 1848)**

The specimen corresponding to the original figure (Reeve, 1848: pl. 56 fig. 376) is here designated lectotype: shell height 21.0 mm, diameter 6.8 mm (BMNH 1975254). There are two paralectotypes and the material is labelled "Brazil".



***Spixia aconjigastana* (Döring, 1876)**  
(fig. 4)

Genitalia. — Penis with a very short sheath, subcylindrical; with a retractor muscle at the distal end of the penis. A constriction at the transition from penis to epiphallus, which is subcylindrical and about half as broad as the penis. The flagellum is tapering and about 1/5 the length of the phallus. Epiphallus and flagellum embedded in membranes, also including the retractor muscle. The vas deferens is much shorter than penis and epiphallus together and passing through penis sheath and retractor muscle. The vagina is rather swollen, except the proximal part, which is narrow. Spermathecal duct tapering, with a globose spermatheca. Spermoviduct without prominent twistings. Ootestis duct about 1/3 the length of the spermoviduct; ootestis with lobes.

Material. — Argentina, Prov. Cordoba, Depto. Pocho, Chancani (RMNH).

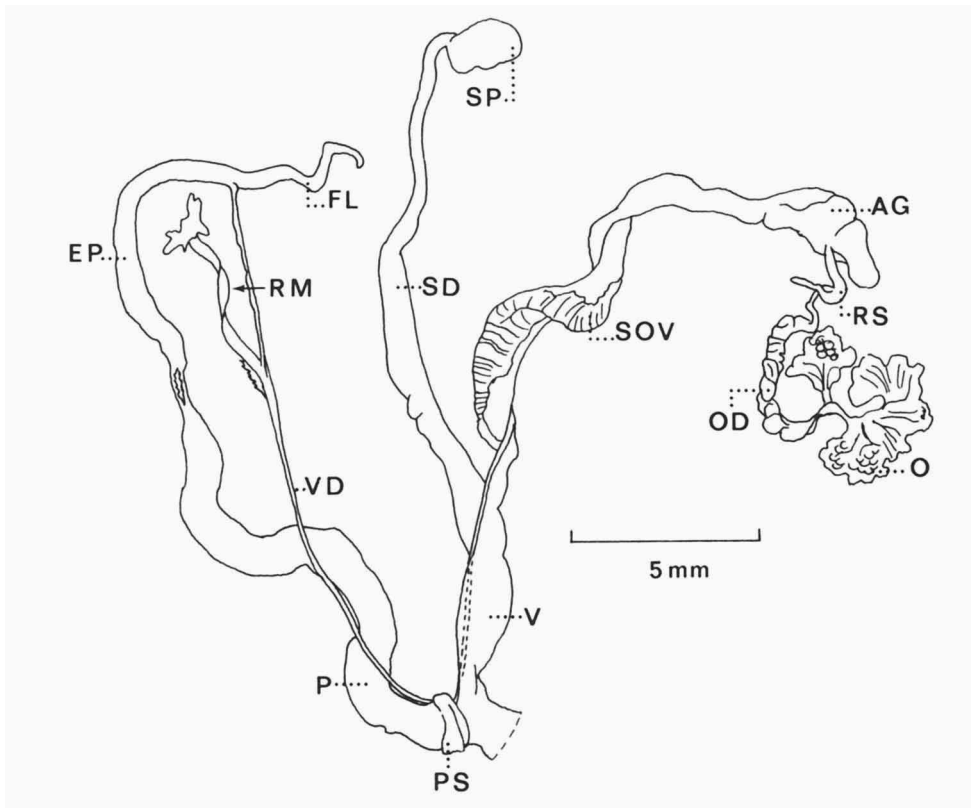


Fig. 4. *Spixia aconjigastana* (Döring), genitalia. Argentina, Prov. Cordoba, Chancani (RMNH).

***Spixia doellojuradoi* (Parodiz, 1941)**

(figs. 5, 6)

Genitalia. — Penis with a very short sheath subcylindrical, the retractor muscle attached to the distal end. A constriction marks the transition between penis and epiphallus, which is subcylindrical and about half as long as the

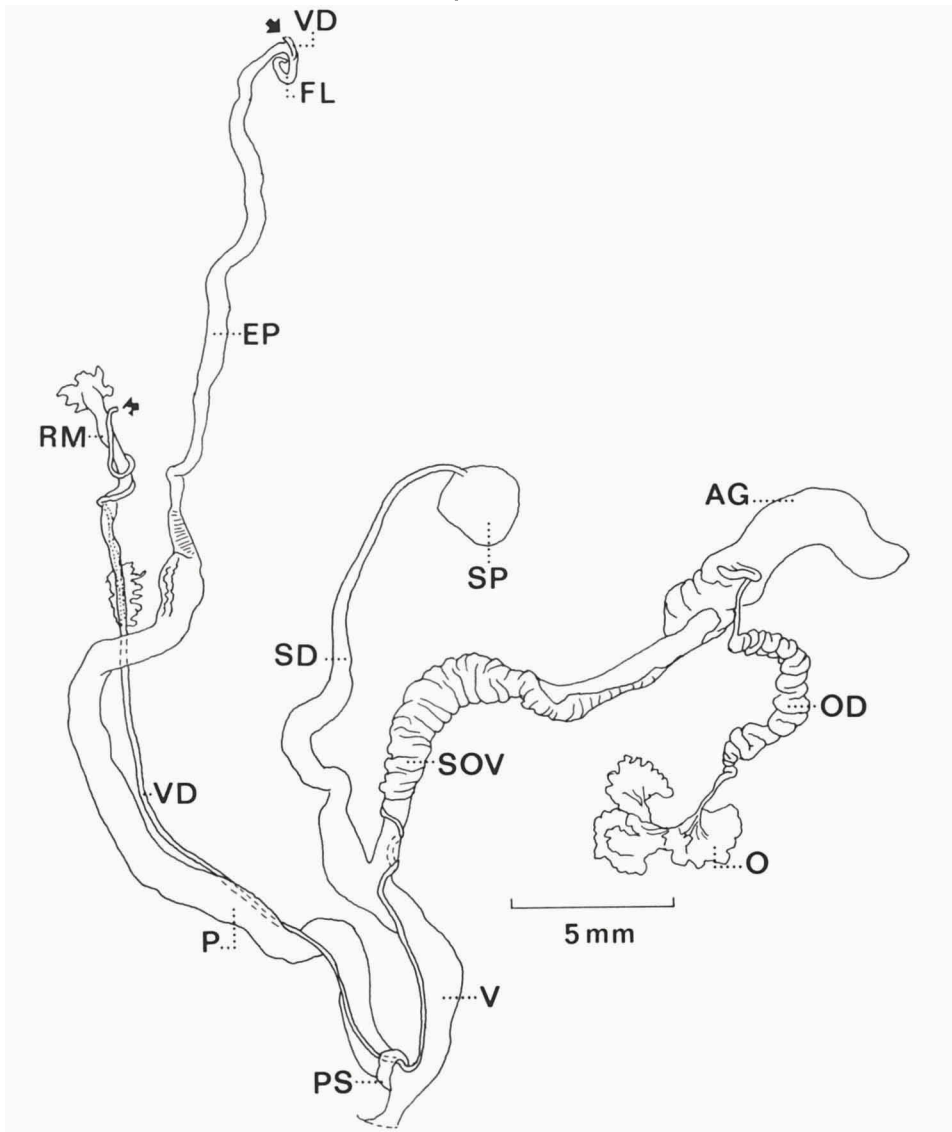


Fig. 5. *Spixia doellojuradoi* (Parodiz), genitalia. Argentina, Prov. Cordova, Pampa Alta between Caminiaga and San Pedro (RMNH).

penis. The flagellum is tapering and about 1/25 the length of the phallus. Epiphallus and flagellum are embedded in membranes, which also include the retractor muscle. The vas deferens is much shorter than penis and epiphallus together and is passing through the penis sheath and the retractor muscle. The

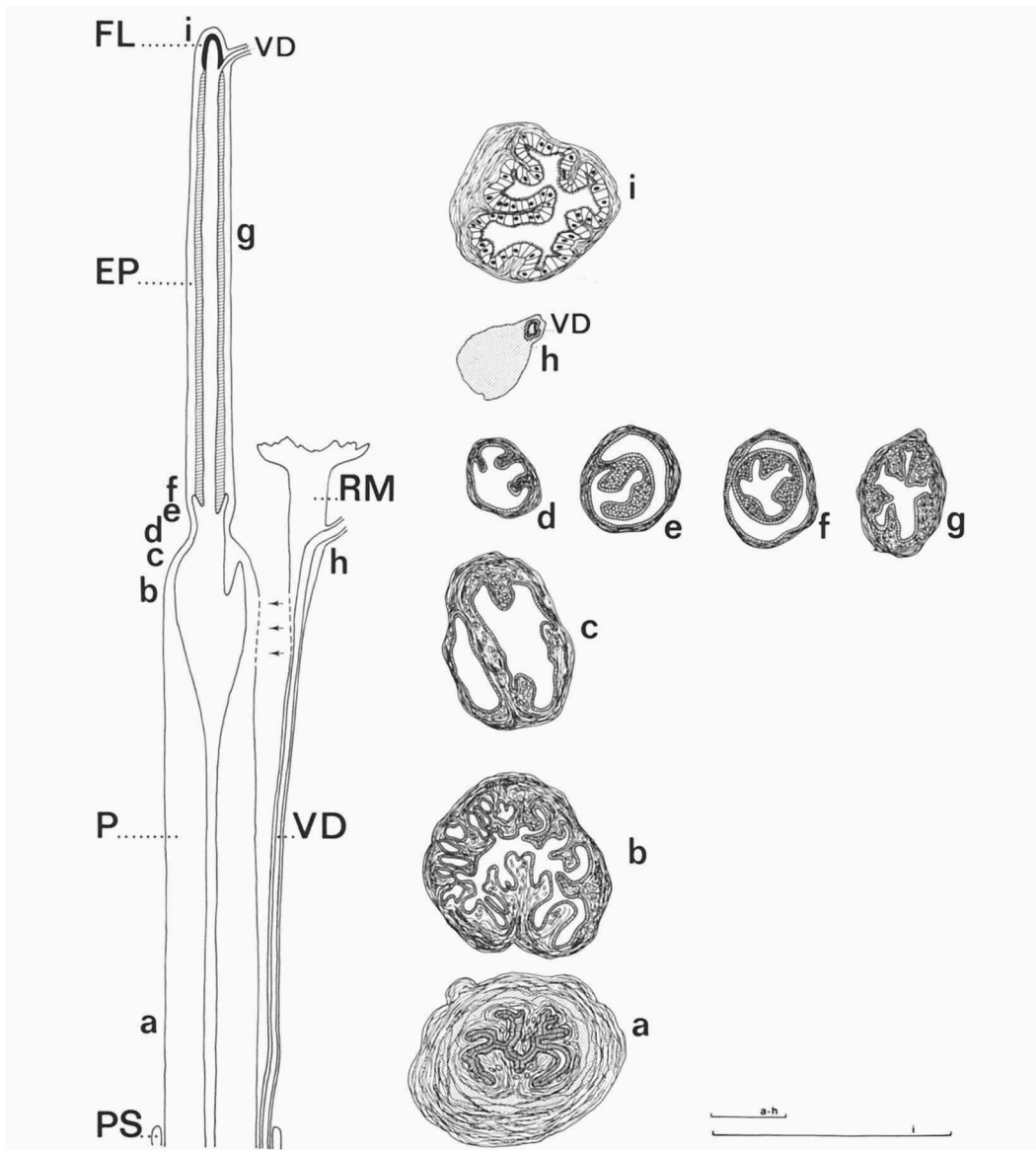


Fig. 6. *Spixia doellojuradoi* (Parodiz). Argentina, Pampa Alta. Schematic reconstruction of penial complex and transverse sections of penis (a-e), epiphallus (e-g) and flagellum (i). Scale lines equal 0.5 mm.

vagina is swollen, with its proximal part narrow. The spermathecal duct is tapering, with a globose spermatheca. Ovotestis duct about half the length of the spermoviduct, which is without prominent twistings; ovotestis with lobes.

Histology. — The lumen of the proximal part of the penis is narrowed by relatively large infoldings. More distally these infoldings are smaller; the lumen is wide, with several small blind tubes parallel to the main lumen. In the distal part of the penis the lumen is divided into two parts, of which one part is blindending. The epithelium of the penis is cubic to low cylindrical; in the subepithelial tissue some glandular cells have been observed. The epiphallus penetrates in the distal part of the penis as an open gutter, lined by cubic to low cylindrical cells with short cilia. More distally the lumen is star-shaped. Flagellum with cubic to low-cylindrical epithelium, which bears relatively long cilia.

Material. — Argentina, Prov. Cordoba, Pampa Alta between Caminiaga and San Pedro (RMNH).

***Spixia pyrgula* (Hylton Scott, 1952)**

(fig. 7)

Material from Argentina, Prov. Cordoba, Minas de Cama Cortada (RMNH) has been dissected and the genitalia prove to be essentially the same as those depicted in Hylton Scott (1952: fig. 2).

***Spixia striata* (Spix, 1827)**

(fig. 8)

Studying the sculpture of the protoconch of *Odontostomus* auct., Pilsbry and Vanatta (in Pilsbry, 1898: 57) proposed the name *Spixia* for the species with a sculpture of longitudinal riblets. They selected as type species "*spixii* Pfr., *wagneri* Spix". Pilsbry (1901: 67) corrected this to *O* [*odontostomus* (*Spixia*)] *spixii* Orbigny. This species is now generally known as *Scalarinella* (*Spixia*) *spixi* (d'Orbigny).

*Helix spixii* was published without description by d'Orbigny (1835: 21), who stated it to be *Clausilia striata* Spix and ascribed the name to Férussac. No such name has been published by Férussac and the authorship thus belongs to d'Orbigny. In the "Voyage dans l'Amérique méridionale" (1837: 320) *Pupa spixii* var. *major* and var. *minor* were described. The variety *major* appears to be synonymous with *Clausilia striata* Spix, while variety *minor* may

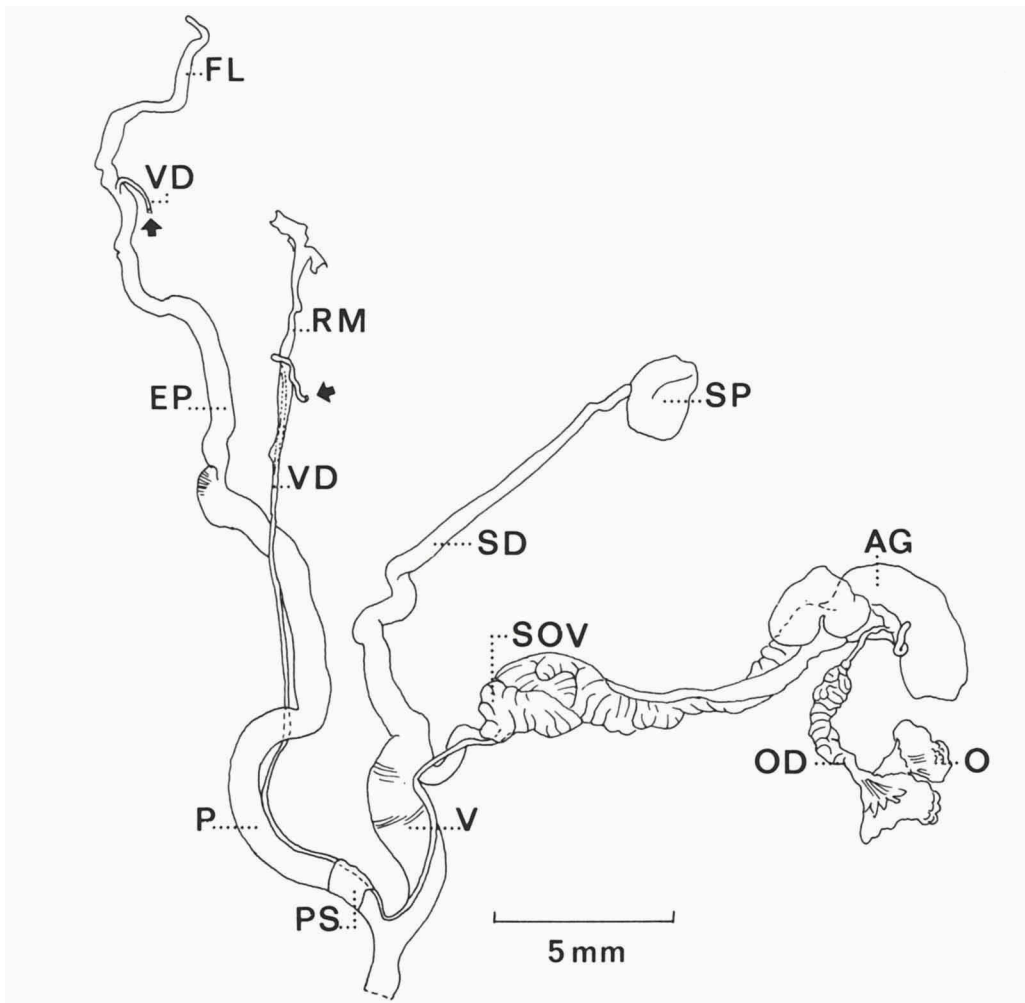


Fig. 7. *Spixia pyrgula* (Hylton Scott), genitalia. Argentina, Prov. Cordova, Minas de Cama Cortada (RMNH).

prove to differ subspecifically. Attention may be drawn to the fact that the interpretations of both Pilsbry (1901: 70) and Parodiz (1942: 200-201), viz. to discern *Odontostomus spixii spixii*, *O. s. major* and *O. s. minor*, must be wrong as d'Orbigny never distinguished "typical *spixii*".

The specific name *striata* is not preoccupied in *Clausilia* and there is no reason to follow previous authors, giving preference to the specific name *spixii* d'Orbigny.

The synonymy of this species is thus:

- Pupa striata* Wagner in Spix, 1827: 19. Not *Pupa striata* Schumacher, 1817.  
*Clausilia striata* Spix, 1827: pl. 14 fig. 2.  
*Helix spixii* d'Orbigny, 1835: 21; with vars. *major* and *minor* [nomina nuda].  
*Pupa conspersa* Potiez & Michaud, 1836: 160, pl. 16.  
*Pupa spixii* var. *major* d'Orbigny, 1837: 320.  
*Pupa spixii* var. *minor* d'Orbigny, 1837: 320.  
*Pupa turrita* Anton, 1839: 47.  
*Bulimus wagneri* Pfeiffer, 1842: 124.  
*Odontostomus striatus* var. *bolshi* Martens, 1894: 163.  
*Odontostomus bergi* Boettger & Rolle in Rolle, 1908: 160.  
*Odontostomus* (*Euodontostomus*) *saltensis* Holmberg, 1912: 147.

Genitalia. — Penis with a very short sheath, subcylindrical, a retractor muscle attached to the distal end. The transition between the penis and epiphallus is marked by a constriction. The epiphallus is subcylindrical, about half as long and broad as the penis. The flagellum is tapering, ca. 1/8 the length of the phallus. Epiphallus and flagellum are embedded in membranes, which also include the retractor muscle. The vas deferens is much shorter than the penis and epiphallus together and is passing through proximal sheath and retractor muscle. The vagina is rather swollen, but the proximal part is narrow. The spermathecal duct is tapering, with a globose spermatheca. The ovotestis duct is about half as long as the spermoviduct, which is without prominent twistings; ovotestis with lobes.

Material. — Argentina, Prov. Salta, Cerro Colorado (RMNH).

#### ***Spixia striata paraguayana* (Ancey, 1892)**

In the Tucumán museum four topotypes of this subspecies were found, collected in 1955 by M. A. Klappenbach. Their measurements (in mm) are:

shell		aperture		last	number of
height	diameter	height	width	whorl	whorls
36.5	12.2	11.4	9.3	17.0	10.7
36.0	12.2	11.1	8.9	17.0	10.7
36.0	12.2	10.5	8.2	16.0	10.9
35.5	12.1	10.1	8.2	16.0	10.6

#### ***Plagiodontes dealdalea* (Deshayes, 1851)**

(fig. 9)

Genitalia. — Penis with a very short sheath, its proximal part subcylindrical; a thick retractor muscle is inserted at the swollen distal part of the penis.

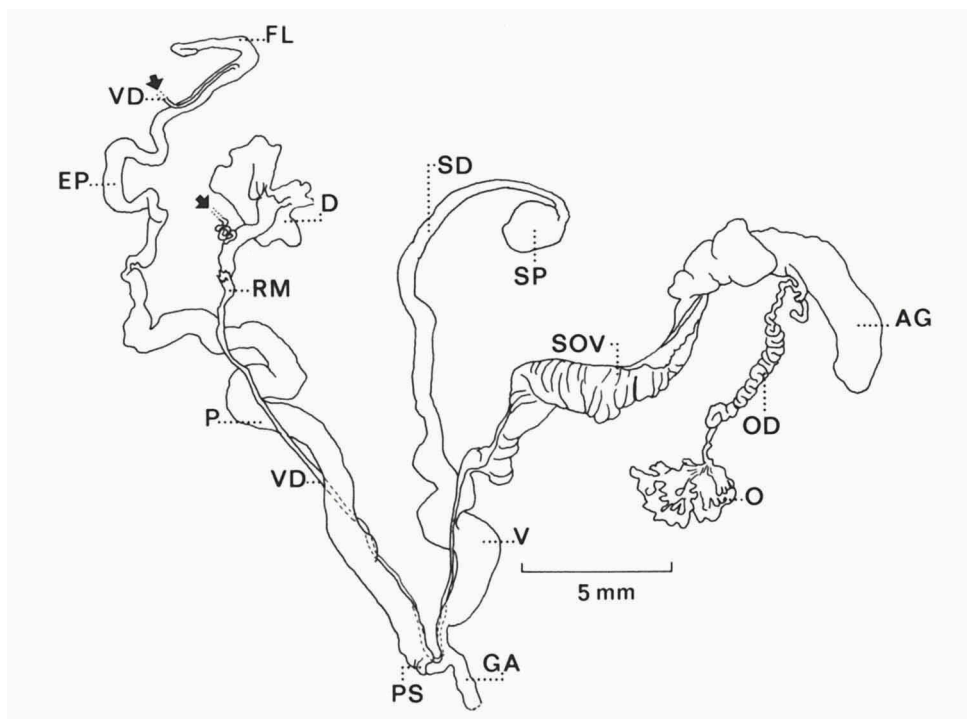


Fig. 8. *Spixia striata* (Spix), genitalia. Argentina, Prov. Salta, Cerro Colorado (RMNH).

The epiphallus is proximally also swollen, but otherwise subcylindrical. The flagellum is more or less subcylindrical and as long as the epiphallus. Both are embedded in membranes, which also include the retractor muscle. The vas deferens is much shorter than penis and epiphallus together and is passing through the retractor muscle. The vagina is rather long (ca. 1/3 the length of the phallus) and tapers towards the genital atrium. The spermathecal duct is slightly longer than the spermooviduct; subcylindrical, with a globose spermatheca at the distal end. The ovotestis duct is about as long as the spermooviduct, which is without prominent twistings; ovotestis with lobes.

Material. — Argentina, Prov. San Luis, Cerro del Morro (RMNH).

***Plagiodontes weyemberghii* (Döring, 1876)**

(figs. 10, 11)

Genitalia. — Penis with a very short sheath, subcylindrical, its distal part strongly swollen; a thick retractor muscle is inserted at the distal end of the

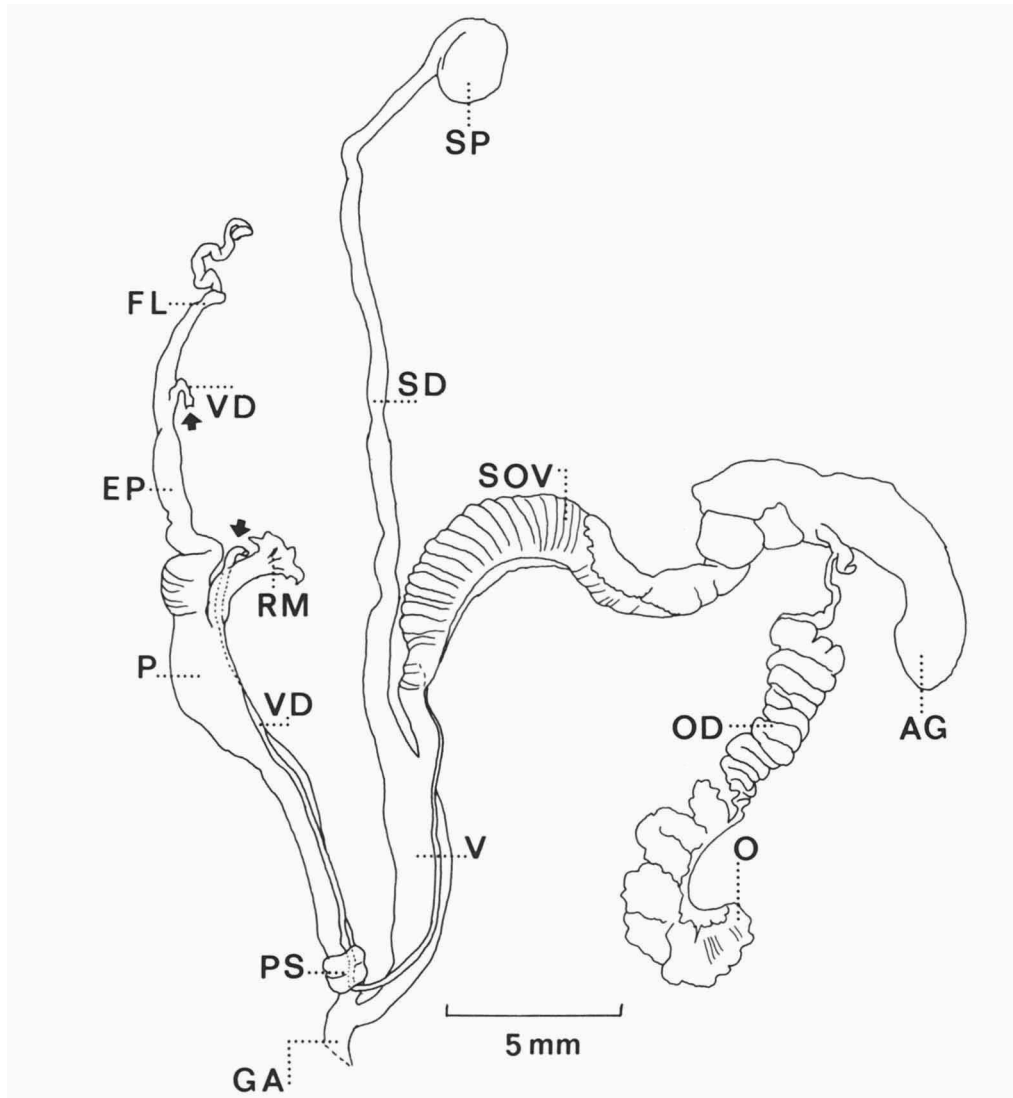


Fig. 9. *Plagiodontes dealdalea* (Deshayes), genitalia. Argentina, Prov. San Luis, Cerro del Morro (RMNH).

penis. The transition between the penis and epiphallus is constricted. The epiphallus is proximally swollen, but otherwise subcylindrical and slightly shorter than the penis. The flagellum is more or less subcylindrical, somewhat longer than the epiphallus; both are embedded in membranes, which also include the retractor muscle. The vas deferens is much shorter than penis and



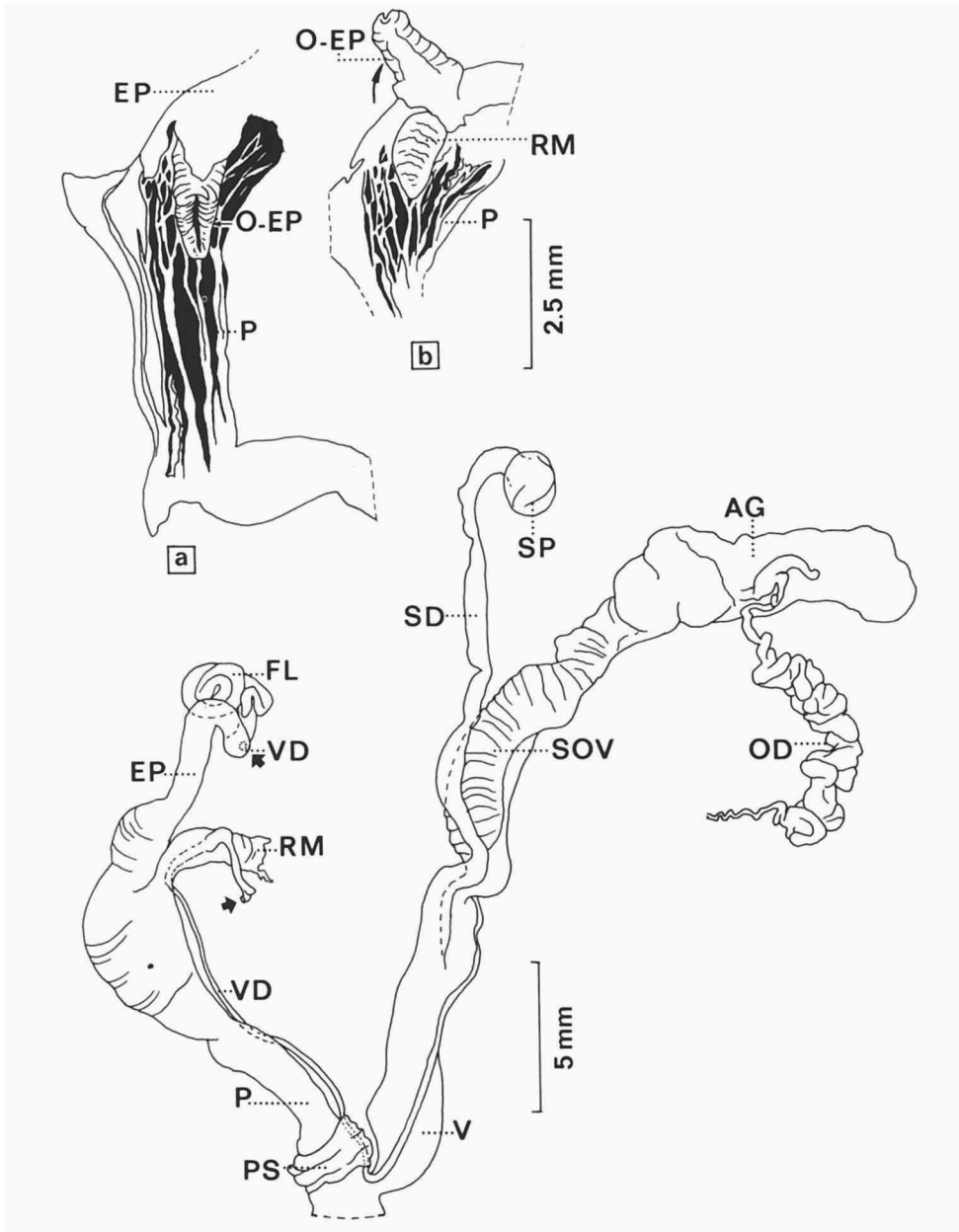


Fig. 10. *Plagiodontes weyembergii* Doering, genitalia. a. internal view of penis with outlet of epiphallus. b. ditto, retractor muscle underneath outlet of epiphallus (folded back). Argentina, Prov. Cordova, Capilla del Monte (RMNH).

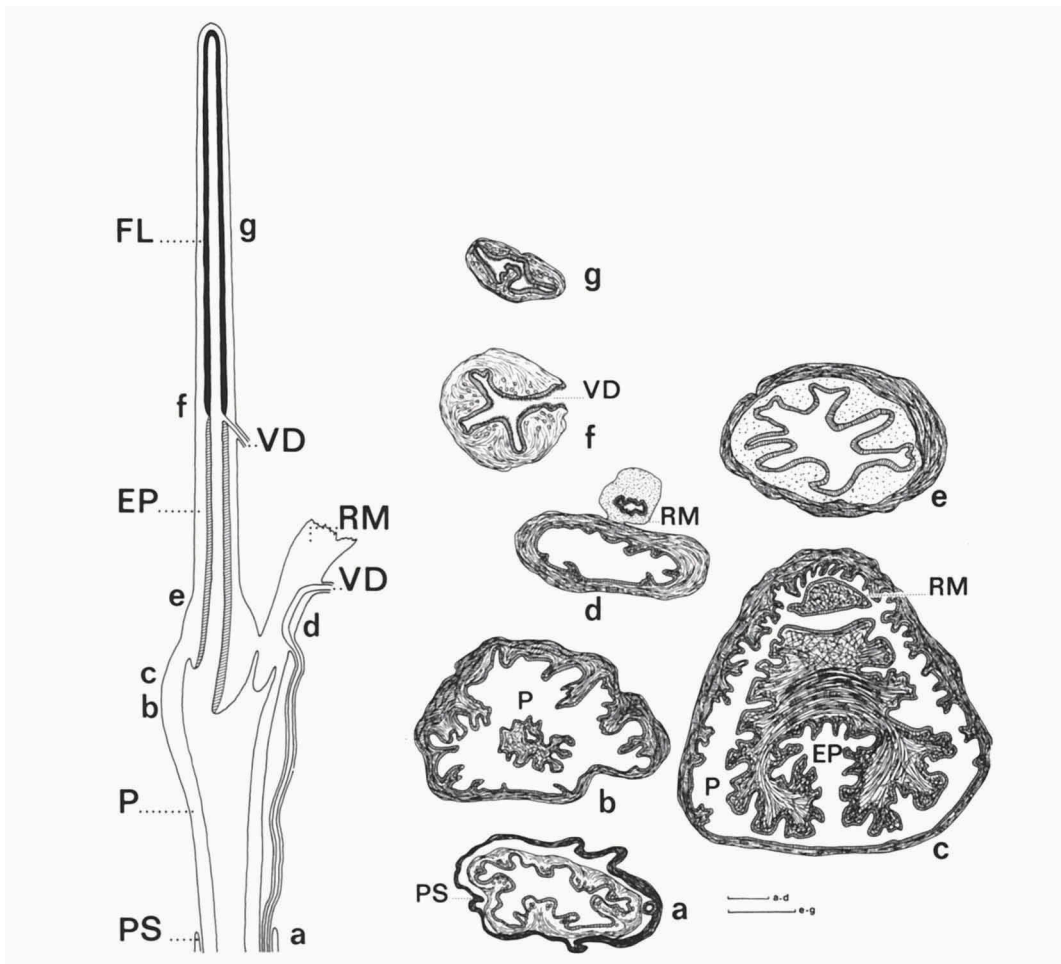


Fig. 11. *Plagiodontes weyembergii* (Doering). Argentina, Capilla del Monte. Schematic reconstruction of penial complex and transverse sections of penis (a-c), epiphallus (c-e) and flagellum (f, g). Scale lines equal 0.5 mm.

epiphallus together, passing through the retractor muscle. The vagina is rather long, broad and tapering towards the genital atrium. The spermathecal duct is subcylindrical and slightly longer than the spermoviduct; the spermatheca is globose. The ovotestis duct is nearly as long as the spermoviduct; ovotestis with lobes.

**Histology.** — Proximal part of the penis with a relatively wide, lobed lumen, lined by a cubic epithelium. More distally the epithelium is low cylindrical. The subepithelial tissue is made up by large, rounded cells which prob-

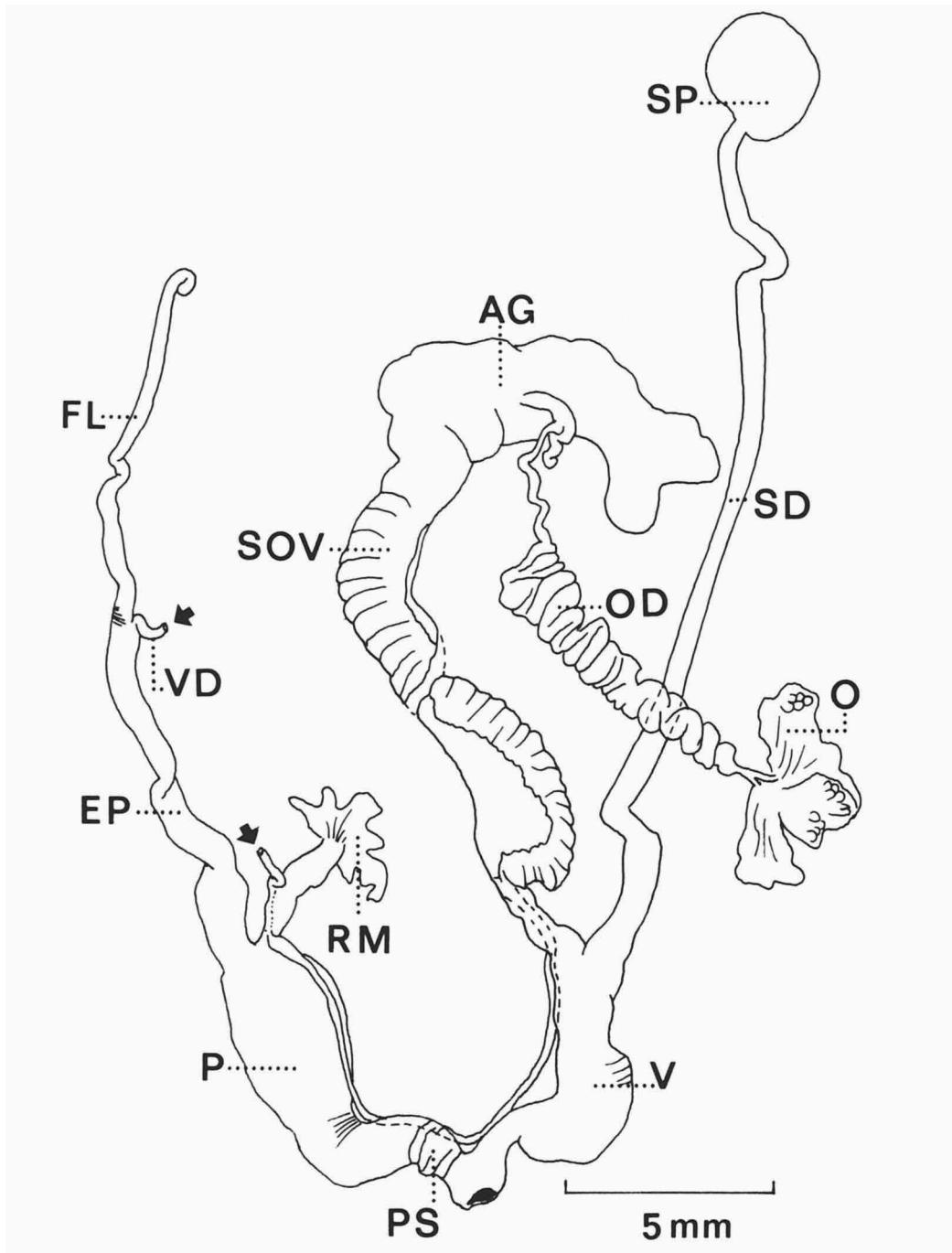


Fig. 12. *Plagiodontes spec.*, genitalia. Argentina, Prov. Cordova, La Granja, Alta Gracia (RMNH).

ably have a secretory function. In the most distal part of the penis the lumen is at one side narrowed by short infoldings; the lumen in that part of the penis is penetrated by the proximal part of the epiphallus, of which the lumen forms an open gutter lined by a cubic to low cylindrical ciliated epithelium. The lumen of the distal part of the penis is also penetrated by the penis retractor muscle. The subepithelial tissue of the proximal part of the epiphallus is made up by relatively large cells, which stain violet-blue with Alcian Blue. Flagellum with a star-shaped lumen, which is lined by cylindrical epithelium with relatively long cilia at the apex of the infoldings. The cells gradually change into cubic ones with short cilia towards the sides of these infoldings.

Material. — Argentina, Prov. Cordoba, Capilla del Monte (RMNH).

**Plagiodontes spec.**

(fig. 12)

The genitalia of this unidentified species closely resemble those of *Plagiodontes dealdalea* and *P. weyemberghii*. The material was collected at Argentina, Prov. Cordoba, La Granja, Alta Gracia (RMNH).

**Odontostomus gargantua** (Férussac, 1821)

One specimen of this taxon, which is the type species of this genus, was collected at Brazil, Edo. Santa Catarina, Nova Teutonia (NRS) and has been dissected. The specimen proved to be juvenile, but the genitalia are essentially the same as those of *Odontostomus paulistus* Pilsbry.

**Odontostomus paulistus** Pilsbry, 1898

(fig. 13)

Genitalia. — Phallus club-shaped. Penis with a short, thin proximal sheath, passing without external differentiation into the epiphallus. A flagellum is externally not clearly discernable. The vas deferens is relatively broad and enters the phallus at its distal end, where the broad retractor muscle is inserted. The vagina is subcylindrical, ca. 1/3 the length of the phallus. The spermathecal duct is subcylindrical and narrow, about 3/4 the length of the spermoviduct; the spermatheca is globose. The oviduct is broad and swollen. The ovotestis duct is about half as long as the spermoviduct; ovotestis with lobes.

Material. — Brazil, Edo. São Paulo, Ilha da Queimada Grande (RMNH).

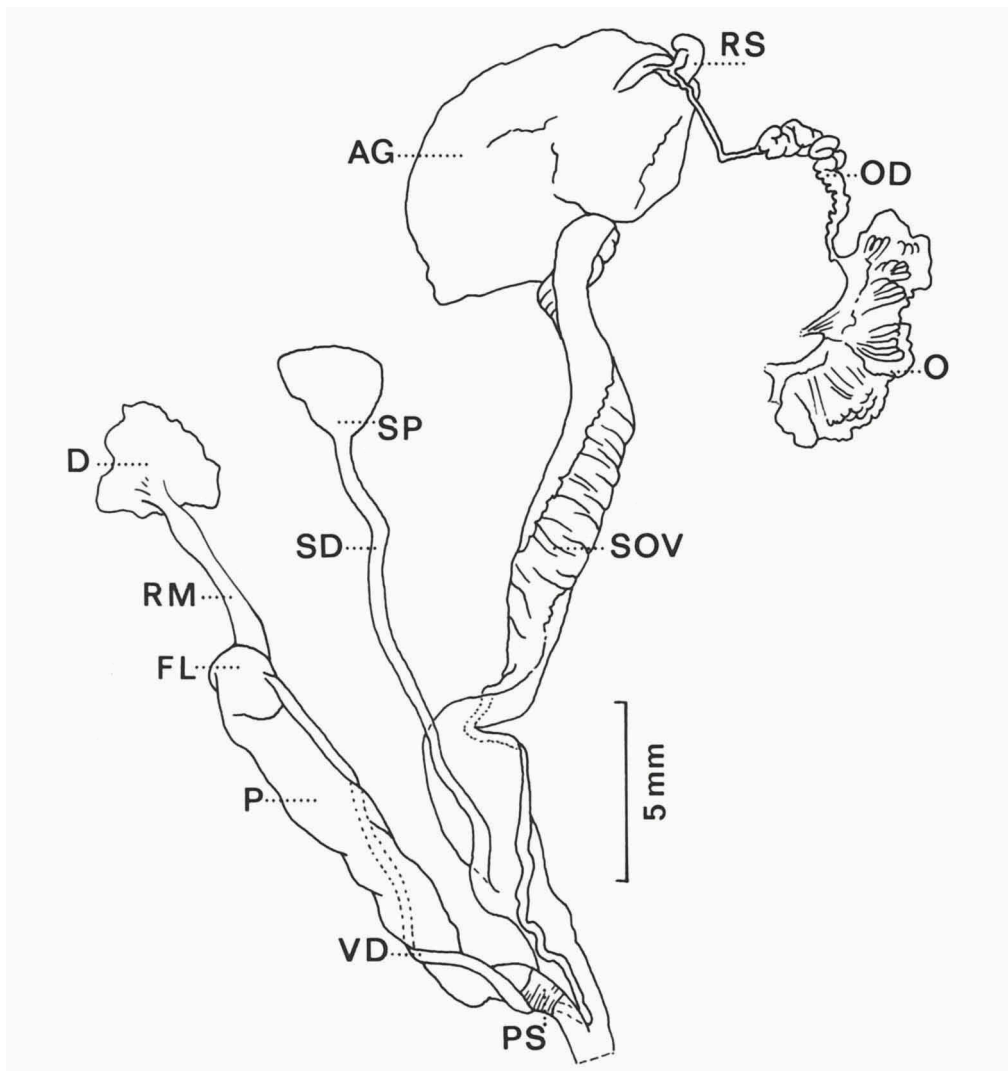


Fig. 13. *Odontostomus paulistus* Pilsbry, genitalia. Brazil, Edo. Sao Paulo, Ilha da Queimada Grande (RMNH).

***Tomigerus (Tomigerus) cumingi* (Pfeiffer, 1849)**

A new locality for this species is: Venezuela, Edo. Lara, Municipio Iribarren, Tapa de Piedra, 730 m (UF/1).

**Tomigerus (Tomigerus) turbinatus** (Pfeiffer, 1845)  
(pl. 1 figs. 8-10)

Three specimens of this species are preserved in the London museum and one of them is designated lectotype: shell height 10.3 mm, diameter 12.7 mm (BMNH 1975253). The material is labelled "Brazil" (ex Cuming).

**Anostoma luetzelburgi** Weber, 1925  
(fig. 14, pl. 4 fig. 1)

The type material, which is preserved in the München museum, has been studied and one specimen is designated lectotype: shell height 15.5 mm, maximum diameter 30.5 mm, minimum diameter 24.0 mm.

Redescription. — Shell up to 16.0 mm high, 0.52 times as long as wide, biconvex, hardly rimate; rather thin. Colour light brown to whitish, the last whorl with dark brown spots and more or less spiral streaks. A continuous dark brown band is present below the suture and on the periphery; the sutural band continues on the upper whorls. The surface is shining; the growth striae on the upper whorls tend to form puckered bands; the penultimate and the last whorl with fine spiral striae and striolation in between. Whorls 4.4, rather

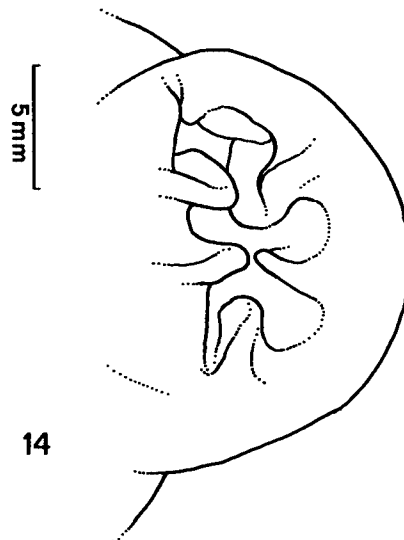


Fig. 14. *Anostoma luetzelburgi* Weber. Brazil, Goyas, Serra Geral/Bahia, S. Disiderio; lectotype, detail of aperture (München museum).

convex, the last whorl slightly acute at the periphery; suture hardly to well impressed. Aperture subhorizontal, semicircular. Peristome strongly expanded and reflexed, rather thick; parietal callus whitish, spreading over the preceding whorls. Parietal region with three lamellae: a small angularis and subequal parietalis and infraparietalis, of which the last mentioned is less curved. Outer lip with two straight and three curved lamellae: subequal columellaris and palatalis inferior that are both slightly curved; a large S-shaped palatalis superior; a small horizontal suprapalatalis and a small suturalis. The angularis and suturalis form a narrow fissure in the peristome.

Measurements (in mm):

shell height	maximum diameter	number of whorls	
15.5	30.5	4.5	lectotype
16.0	30.5	4.5	
15.5	30.0	4.5	
15.5	27.5	4.1	
14.2	29.0	4.0	
13.9	27.5	4.1	
14.9	29.5	4.5	
14.6	27.5	4.4	

**Anostoma rossi** Weber, 1925

(fig. 15, pl. 4 fig. 2)

The type specimens of this species are kept in the München museum and have been studied.

Redescription. — Shell up to 16.0 mm, 0.51 times as long as wide, biconvex, rimate; rather solid. Colour light brown or roseate to whitish, the last whorl with dark brown spots and more or less with spiral streaks. A continuous dark brown band is present below the suture and on the periphery. The surface is slightly shining; the growth striae on the upper whorls tend to form puckered bands; the penultimate and last whorl with fine spiral striae and striolation in between. The lower side of the last whorl with malleated pits ("vertieften Punkten" in Weber's description). Whorls 4.3, rather convex, the last whorl slightly acute at the periphery; suture hardly impressed. Aperture subhorizontal, semicircular. Peristome expanded and reflected, rather thick; parietal callus whitish, spreading over the penultimate whorl. Parietal region with three lamellae: a small angularis, a large and slightly curved parietalis and a straight infraparietalis. Outer lip with five straight lamellae: a rather small columellaris and palatalis inferior, a large palatalis superior and small suprapalatalis and suturalis. The angularis and suturalis form a broad fissure in the peristome.

## Measurements (in mm):

shell height	maximum diameter	number of whorls	
14.7	29.5	4.3	lectotype
14.0	29.0	3.8	
14.6	30.0	4.3	
15.5	30.0	—	
16.0	30.5	4.5	
16.0	28.5	4.5	

Remarks. — This species differs from *Anostoma luetzelburgi* Weber in: (1) that the subsutural spiral colour band terminates on the penultimate whorl; (2) that the lamellae in the aperture are less curved and relatively smaller; (3) the less expanded peristome; (4) in the less spreading parietal callus; (5) in the broader fissure in the peristome.

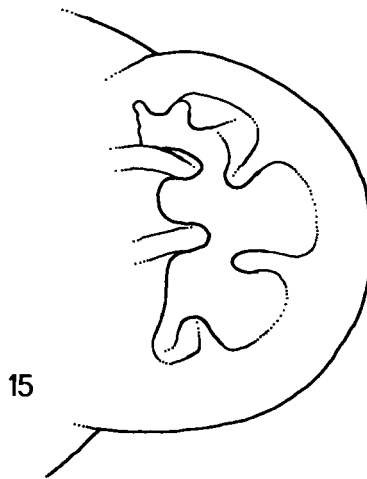


Fig. 15. *Anostoma rossi* Weber. Brazil, Goyas, Serra Geral/Bahia, S. Disiderio; lectotype, detail of aperture (München museum) (scale as in fig. 14).

## CATALOGUE

A catalogue of the Odontostominae has been published by Breure (1974a). The following taxa must be added: (all of these, except *ubajarensis*, are fossil):

*americana*, *Partula*, Heilprin, 1887: 115, fig. 60 ([Florida] Tampa Ballast Point, Hillsboro Bay, silex-bearing marl).

*ballistae*, *Bulimulus* (*Hyperaulax*), Dall, 1915: 26, pl. 1 fig. 15 (Florida, Tampa Bay, Ballast Point, Tampa silex bed) [HT USNM 165013].



- floridanus*, *Bulimulus*, Conrad, 1846: 399 (Florida, Tampa, Ballast Point, silex beds).  
*heilprinianus*, *Bulimulus* (?*Anctus*), Dall, 1890: 6, pl. 1 figs. 6b, 10 ([Florida] Tampa Bay, Ballast Point) [HT USNM 111962].  
*laxus*, *Bulimulus* (?*Anctus*) *americanus*, Dall, 1890: 7 ([Florida] Ballast Point) [HT USNM 111971].  
*partulinus*, *Bulimulus* (?*Anctus*) *americanus*, Dall, 1890: 7 ([Florida] Ballast Point) [HT USNM 111970].  
*remolina*, *Bulimulus* (*Hyperaulax*), Dall, 1915: 27, pl. 1 fig. 18 (Florida, Tampa Bay, Ballast Point, Tampa silex beds) [HT USNM 165014].  
*staernsii*, *Bulimulus* (?*Anctus*), Dall, 1890: 7, pl. 1 fig. 12 ([Florida] Ballast Point) [HT USNM 111964].  
*tampae*, *Bulimulus* (*Hyperaulax*), Dall, 1915: 26, pl. 1 fig. 3 (Florida, Tampa Bay, Ballast Point, Tampa silex beds) [HT USNM 165012].  
*tortilla*, *Bulimulus* (*Hyperaulax*), Dall, 1915: 27, pl. 1. fig. 2 (Florida, Tampa Bay, Ballast Point, Tampa silex beds) [HT USNM 165015].  
*ubajarensis*, *Tomigerus*, Leme, 1980: 356, figs. (Brazil, Ceara, Municipio de Ubajara, Parque Nacional de Ubajara) [HT DZSP 20001].  
*wakullae*, *Bulimulus americanus*, Mansfield, 1937: 70 (Florida, near Wakulla, Tampa limestone).

## SUBFAMILY ORTHALICINAE

### SYSTEMATICS

#### ***Sultana* (*Trachyorthalicus*) *augusti* (Jousseau, 1887)**

The holotype of this species has been located in the Muséum National d'Histoire Naturelle at Paris. The measurements of this specimen are: shell height 68.5 mm, diameter 38.0 mm, height of aperture 39.5 mm, width 23.5 mm, height of last whorl 54.5 mm; 5.7 whorls. The material is labelled "Equateur" (ex Cousin).

#### ***Sultana* (*Metorthalicus*) *deburghiae* (Reeve, 1859)**

A specimen preserved in the London museum has been designated lectotype by S. P. Dance: shell height 65.0 mm, diameter 33.5 mm (BMNH 19601622). The material is labelled "Banks of Amazon River" (ex Cuming).

Type material of the junior synonym *Bulimus gloriosus* Pfeiffer, 1862, is also present in the London museum. The lectotype designated measures: shell height 75.0 mm, diameter 38.5 mm (BMNH 1975243) and is labelled "Ecuador" (ex Cuming ex Fraser).

***Sultana (Metorthalicus) fraseri* (Pfeiffer, 1858)**

A specimen of this species has been found in the British Museum (Natural History) and is designated lectotype: shell height 89.0 mm, diameter 46.0 mm (BMNH 1975246). It is labelled "Found on the road from Gualaquiza to Mendez – and near to the latter place", "Province of Cuenca, Republic of Ecuador" (ex Cuming ex Fraser).

***Sultana (Metorthalicus) kellettii* (Reeve, 1850)**

The specimen corresponding to the original figure (Reeve, 1850: pl. 89 fig. 661), preserved in the London museum, is designated lectotype: shell height 60.5 mm, diameter 32.5 mm (BMNH 1975241). The material is labelled "? Ecuador" (ex Cuming).

***Sultana (Metorthalicus) yatesi* (Pfeiffer, 1855)**

A lectotype is designated from among the type material that is preserved in the British Museum (Natural History). The measurements of this specimen are: shell height 84.0 mm, diameter 40.5 mm (BMNH 1975239). There are two paralectotypes and the material is labelled "Meobamba, East Peru" (ex Cuming).

***Sultana (Melaniorthalicus) powisianus* (Petit, 1843)**

A syntype of this species has been found in the Paris museum. The measurements of this specimen are: shell height 73.5 mm, diameter 33.5 mm, height of aperture 30.0 mm, width 18.5 mm, height of last whorl 49.0 mm; 6.7 whorls. The material is labelled "Montagne de Quindiu" (ex Goudot).

***Orthalicus bensoni* (Reeve, 1849)**

Three syntypes of this species are preserved in the British Museum (Natural History), of which one closely resembles Reeve's figure. The material is labelled "Brazil" (ex Cuming). The measurements are (in mm):

height	shell		aperture		number of whorls
	diameter	height	width		
69.0	34.0	27.5	18.5	8.2	
68.0	35.0	29.0	20.0	7.5	
60.5	31.0	26.5	17.5	7.3	

***Orthalicus bifulguratus* (Reeve, 1849)**

The specimen corresponding to the original figure (Reeve, 1849: pl. 82 fig. 606) is designated lectotype: shell height 57.0 mm, diameter 32.5 mm (BMNH 1975583). The specimen is labelled "Andes of Columbia" (ex Cuming).

***Orthalicus ferussaci* Martens, 1864**

(fig. 16)

**Genitalia.** — Penis without a sheath, more or less subcylindrical. The transition between penis and epiphallus is marked by a swollen structure. Distal part of penis with an appendix, which is fan-shaped and has five short lobes. Flagellum subcylindrical, its distal part tapering; ca. 1/3 the length of the phallus; the retractor muscle is distally inserted. The vas deferens is relatively broad. The vagina is subcylindrical and broad, but tapering towards the genital atrium; ca. 2/5 the length of the phallus. Spermathecal duct subcylindrical, with a globose spermatheca at the distal end. Spermooviduct with some twistings in its proximal part.

**Radula.** — The teeth are moncuspid, with blunt spatula-shaped mesocones; in the outermost teeth with small, curved ectocones. The V-shaped transverse rows form an angle of 55 degrees with the central length row.

**Material.** — Mexico, Michoacan, El Espinal, 1600 feet (UF).

***Orthalicus maracaibensis* Pfeiffer, 1856**

(fig. 17)

**Genitalia.** — Penis without a sheath, subcylindrical, its median part with a hand-shaped appendix. Proximal part of epiphallus swollen. The flagellum is subcylindrical and nearly half the length of the phallus; with a distally inserted retractor muscle. The vas deferens is relatively broad. Genital atrium broad and swollen, with separate ♂- and ♀-openings. The vagina is rela-

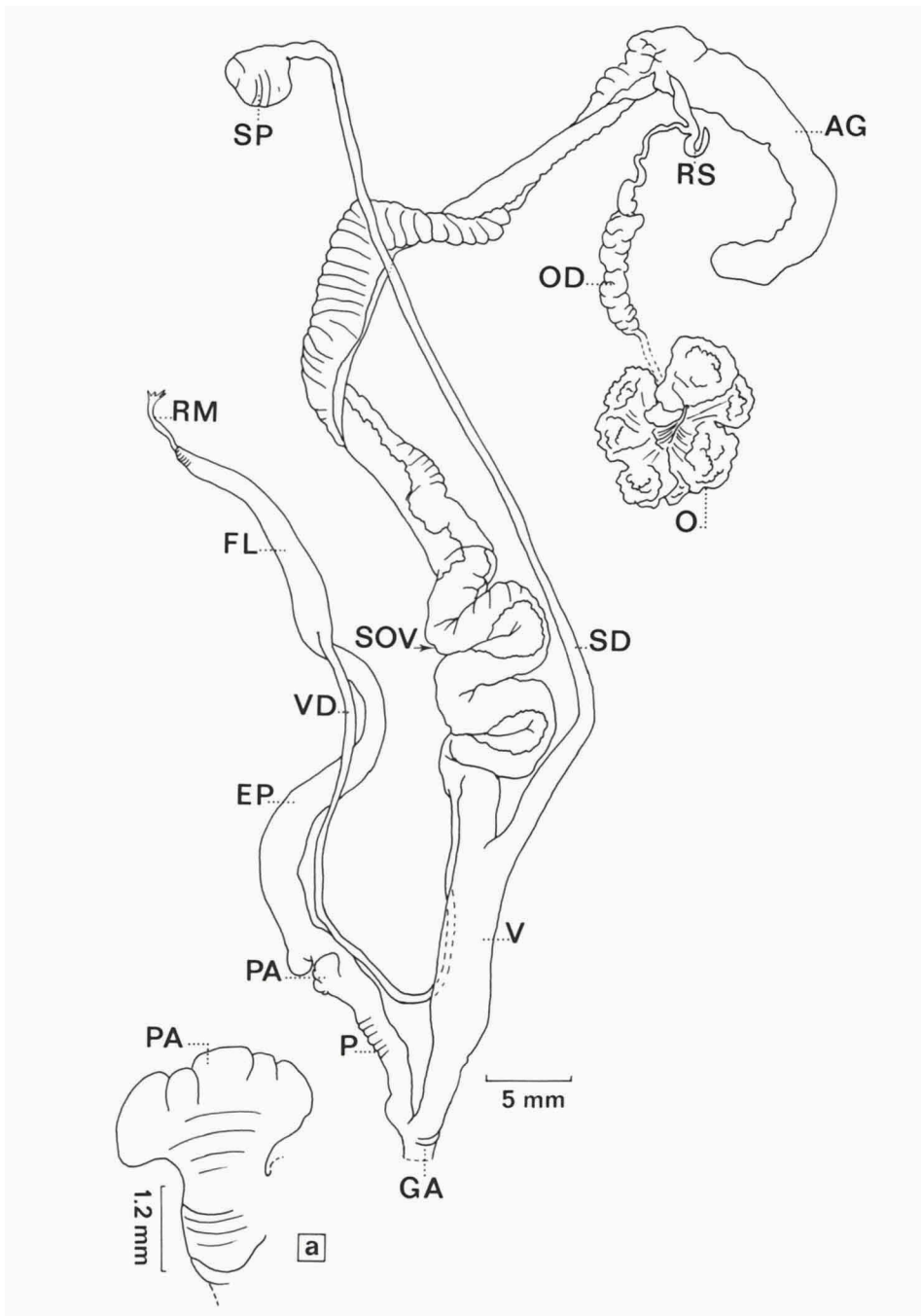


Fig. 16. *Orthalicus ferussaci* Martens, genitalia, with detail of PA (a). Mexico, El Espinal (UF).

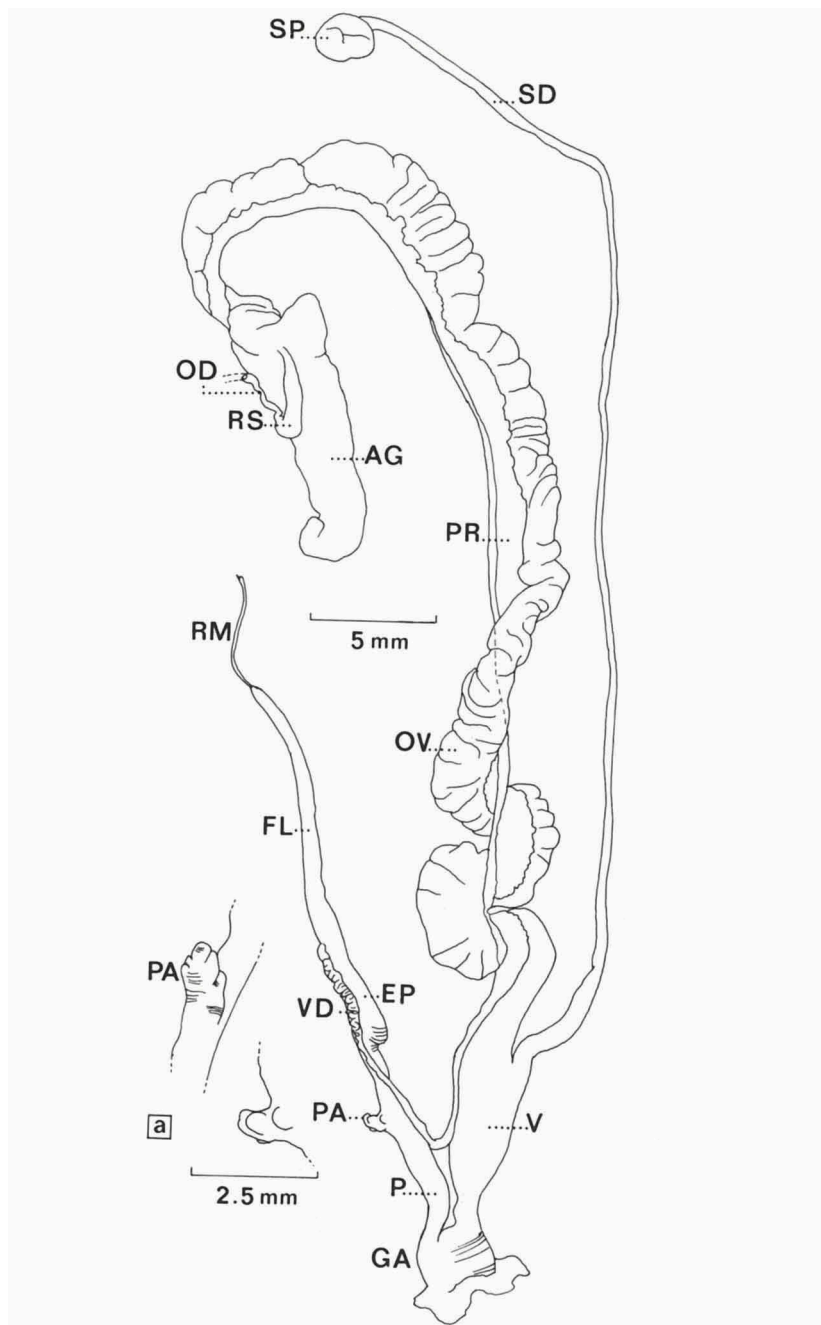


Fig. 17. *Orthalicus maracaibensis* (Pfeiffer), genitalia, with details of PA (a). Venezuela, Edo. Lara, 18 km W Barquisimeto (RMNH).

tively broad, tapering towards the genital atrium. The spermathecal duct is subcylindrical, with a small, globose spermatheca at the distal end.

Radula. — The teeth are monocuspid, with blunt spatula-shaped mesocones. The V-shaped transverse rows form an angle of 50 degrees with the central length row.

Material. — Venezuela, Edo. Lara, 18 km W Barquisimeto (RMNH).

***Orthalicus melanocheilus* (Valenciennes, 1833)**

(fig. 18)

Genitalia. — Penis without a sheath, subcylindrical, its distal part with a hand-shaped appendix. The transition between penis and epiphallus is marked by a swollen structure. Epiphallus and flagellum subcylindrical, both ca.  $2/5$  the length of the phallus; the flagellum with a distally inserted retractor muscle. The vagina is subcylindrical and broad, ca.  $1/3$  the length of the phallus. The spermathecal duct is more or less subcylindrical, with a globose spermatheca at the distal end. Proximal part of spermoviduct with twistings. Ovary with lobes.

Radula. — Central teeth monocuspid, with rather acute, lanceolate mesocones. The lateromarginal teeth are monocuspid, with blunt spatula-shaped mesocones (only the first lateral teeth with slightly acute mesocones). In some of the outermost teeth rudimentary ectocones have been observed. The V-shaped transverse rows form an angle of 70 degrees with the central length row.

Material. — Mexico, Guerrero, 19.3 miles W San Marcos, 300 feet (UF).

***Orthalicus princeps* (Sowerby, 1833)**

(fig. 19)

Genitalia. — Penis without a sheath, subcylindrical, its distal part with an appendix, which is made up by three lobes. Epiphallus and flagellum subcylindrical, both ca.  $1/4$  the length of the phallus; a retractor muscle is inserted at the distal end of the flagellum. The vagina is subcylindrical, its distal part twice as broad as the proximal part; ca.  $1/3$  the length of the phallus. The spermathecal duct is subcylindrical, with a globose spermatheca at the distal end.

Radula. — The teeth are monocuspid, with blunt, spatula-shaped mesocones; the outermost teeth bear a small, curved and acute ectocone. The

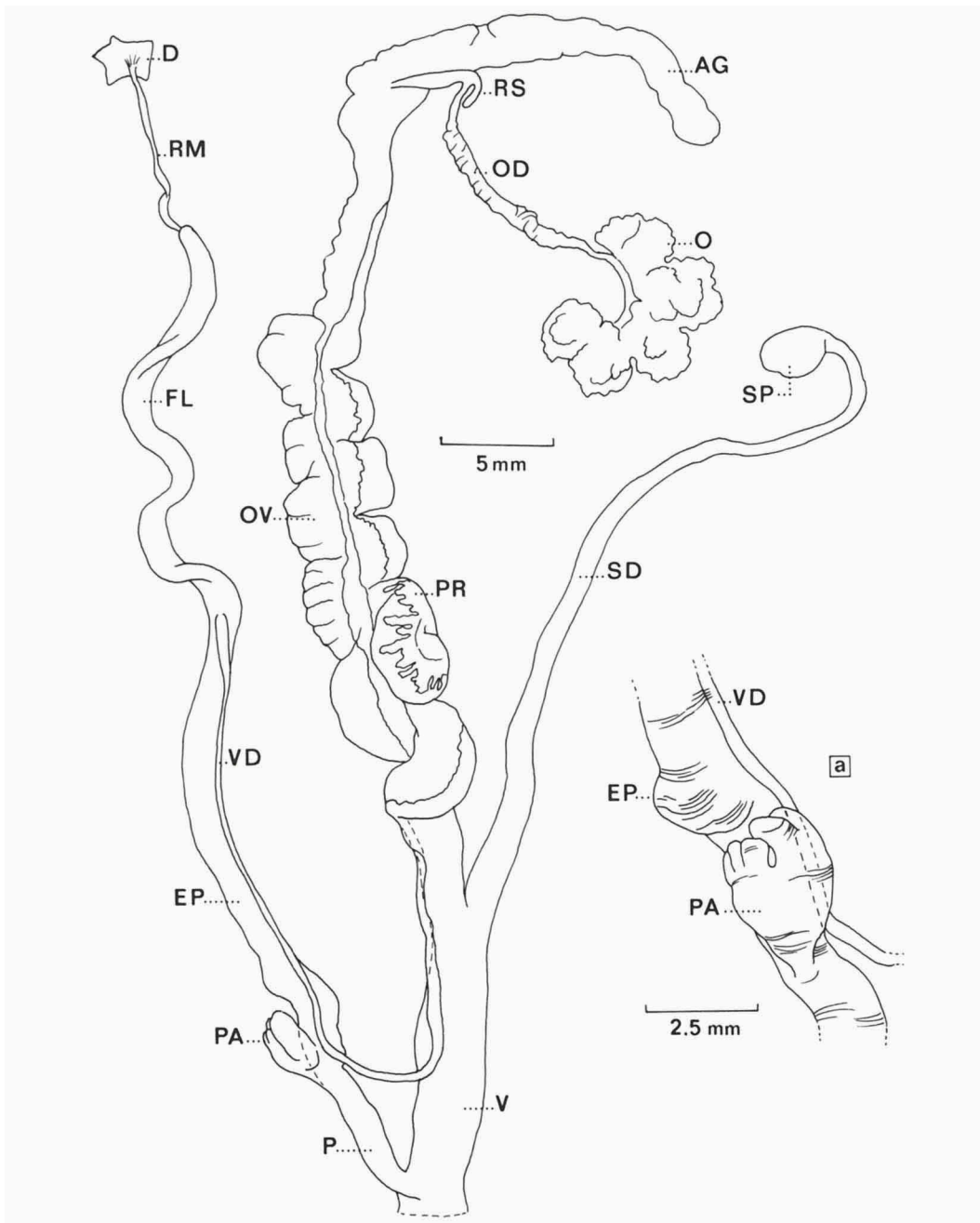


Fig. 18. *Orthalicus melanocheilus* (Valenciennes), genitalia, with detail of PA (a). Mexico, Querero, 19.3 mi W San Marcos (UF).

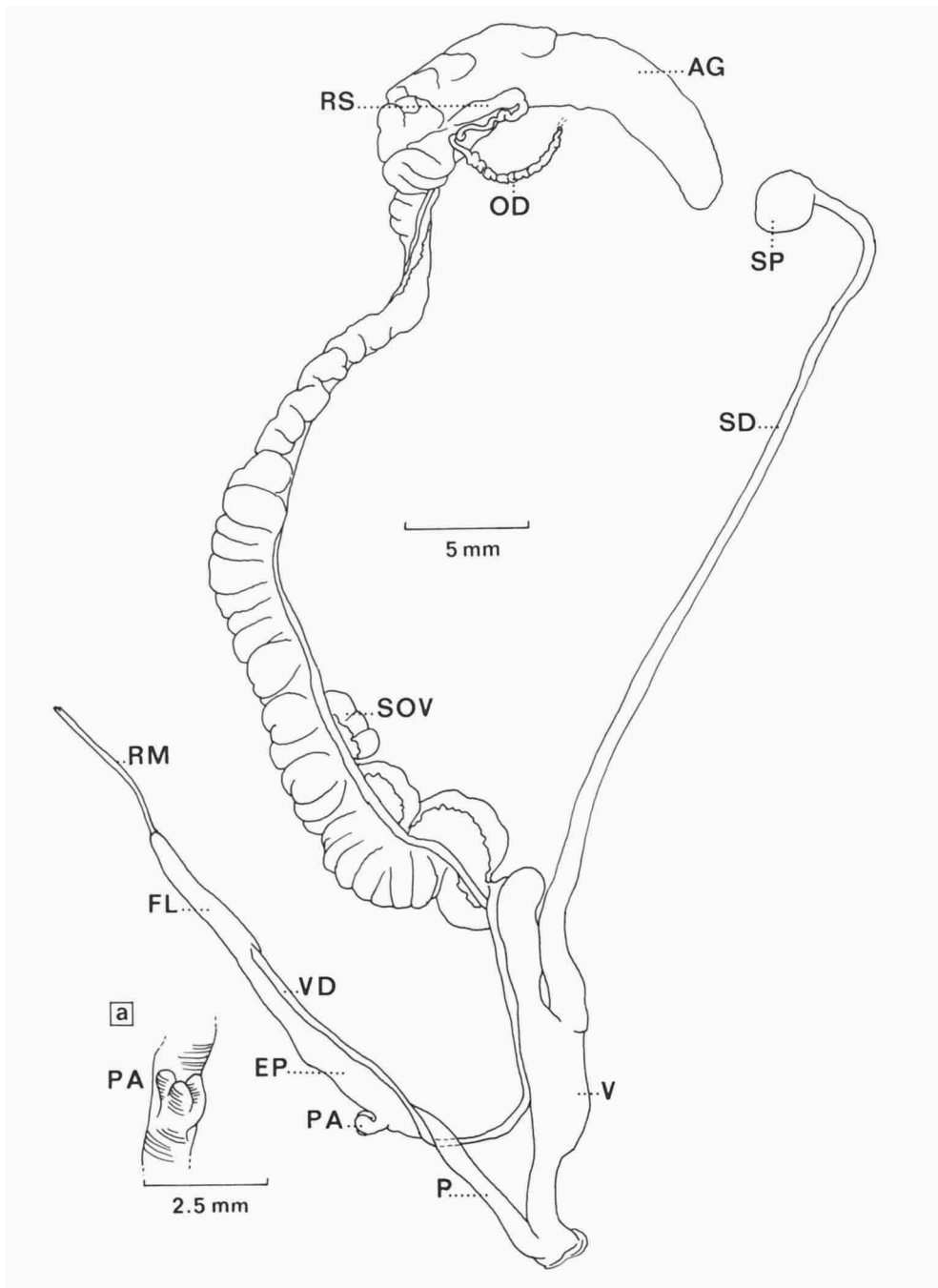


Fig. 19. *Orthalicus princeps* (Broderip), genitalia, with detail of PA(a). West Indies (RMNH).



transverse rows form an angle of 55 degrees with the central length row.

Material. — Mexico, Oaxaca, 3.4 mi WNW Zanatepec, ca. 275 feet (UF); West Indies (RMNH).

***Orthalicus undatus*** (Bruguère, 1789)

(fig. 20)

Genitalia. — Penis without a sheath, its proximal part swollen and bearing a lobed appendix. The distal part of the penis and the epiphallus are subcylindrical. The flagellum, which is ca. half the length of the phallus, is slightly tapering and has a distal retractor muscle. The vagina is relatively broad, ca. 1/3 the length of the phallus. The spermathecal duct is subcylindrical, with a globose spermatheca at the distal end.

Radula. — The teeth are monocuspid, with blunt, spatula-shaped mesocones; the outermost lateromarginal teeth with small, acute and curved ectocones. The transverse rows form an angle of 55 degrees with the central length row.

Material. — Trinidad, NE of Port-of-Spain, Petit Vallee (RMNH).

***Orthalicus zoniferus*** Strebel & Pfeffer, 1882

(fig. 21)

Genitalia. — Penis without a sheath, with a narrow proximal part and a relatively broad median and distal part; the median part with a tubercle-shaped appendix. Epiphallus and flagellum tapering, both ca. 1/3 the length of the phallus. The vagina is more or less subcylindrical; ca. 1/3 the length of the phallus. The spermoviduct is subcylindrical, with a small, globose spermatheca at the distal end.

Radula. — The teeth are monocuspid, with blunt, spatula-shaped mesocones; the outer lateromarginal teeth with small, acute and curved ectocones. The transverse rows form an angle of 50 degrees with the central length row.

Material. — Mexico, Jalisco, hill 1.0 mi NW Zapotiltic (UF).

***Orthalicus spec. A***

(fig. 22)

Genitalia. — Penis without sheath, subcylindrical and passing without ex-

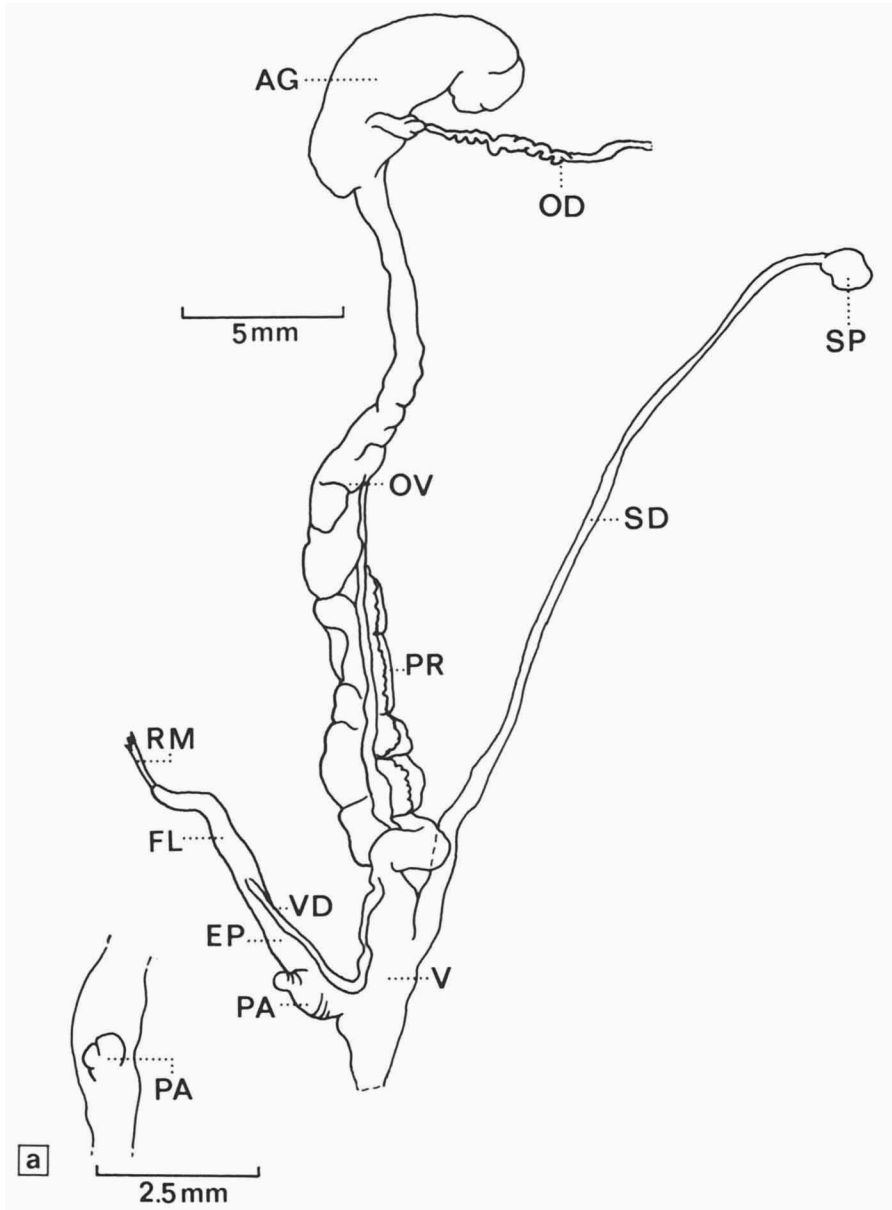


Fig. 20. *Orthalicus undatus* (Bruguière), genitalia, with detail of PA (a). Trinidad, NE Port of Spain, Petit Vallee (RMNH).

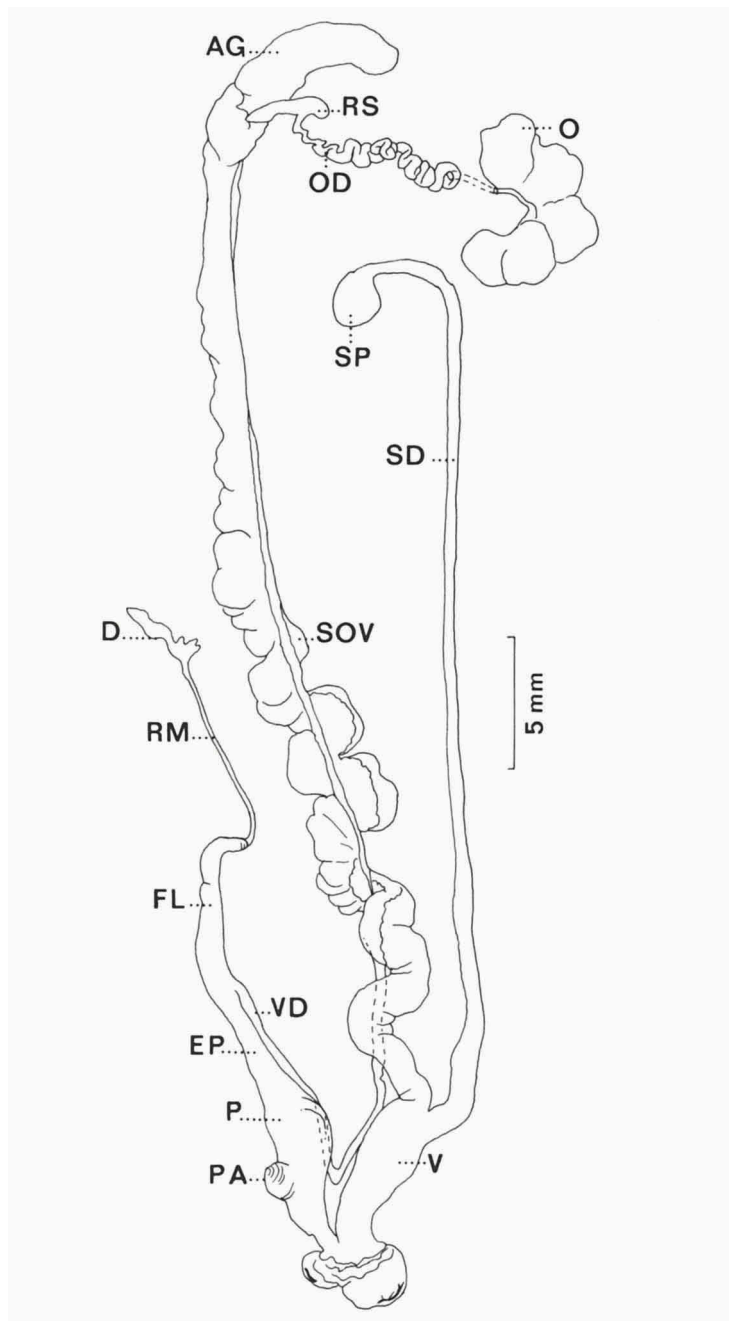


Fig. 21. *Orthalicus zoniferus* (Strebel & Pfeffer), genitalia. Mexico, Jalisco, 1 mi NW Zapotiltic (UF).

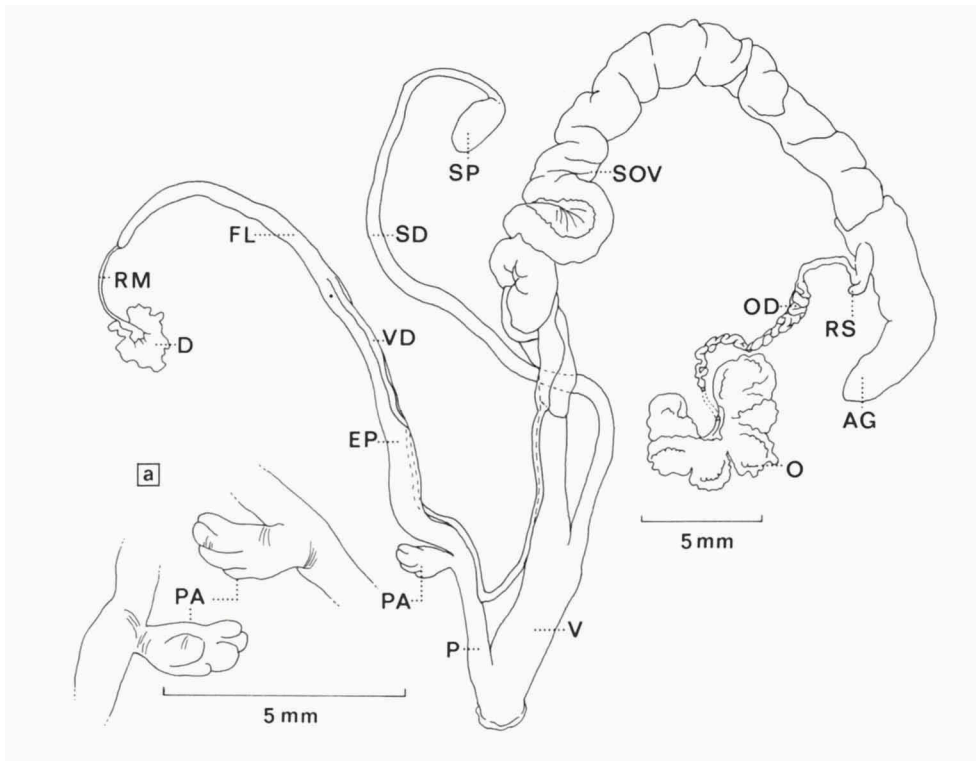


Fig. 22. *Orthalicus spec. A*, genitalia, with detail of PA (a). Mexico, Jalisco, 1 mi NW Zapotiltic (UF).

ternal differentiation into the epiphallus; with a hand-shaped appendix. Flagellum slightly tapering, ca. 1/3 the length of the phallus and with a distally inserted retractor muscle. The vagina is subcylindrical and broad, ca. 1/4 the length of the phallus. Spermathecal duct subcylindrical, with an elongate-globose spermatheca at the distal end. Proximal part of spermoviduct with some twistings. Ovotestis with lobes.

**Radula.** — The teeth are monocuspid, with blunt, spatula-shaped mesocones. The transverse rows form an angle of 50 degrees with the central length row.

**Material.** — Mexico, Jalisco, hill 1.0 mi NW Zapotiltic (UF).

**Orthalicus spec. B**  
(fig. 23)

**Genitalia.** — Penis without a sheath, subcylindrical and passing without external differentiation into the epiphallus; with a lobed appendix. The flagellum is tapering, ca.  $1/3$  the length of the phallus and with a distally inserted retractor muscle. Vagina relatively broad, ca.  $2/5$  the length of the phallus. Its proximal part constricted. Spermathecal duct subcylindrical, with a small elongate-globose spermatheca at the distal end.

**Radula.** — The teeth are monocuspid, with blunt, spatula-shaped mesocones; the marginal teeth with a small, acute ectocone. The transverse rows form an angle of 45 degrees with the central length row.

**Material.** — Mexico, Guerrero, 10.6 mi S Mexicala, ca. 2100 feet (UF).

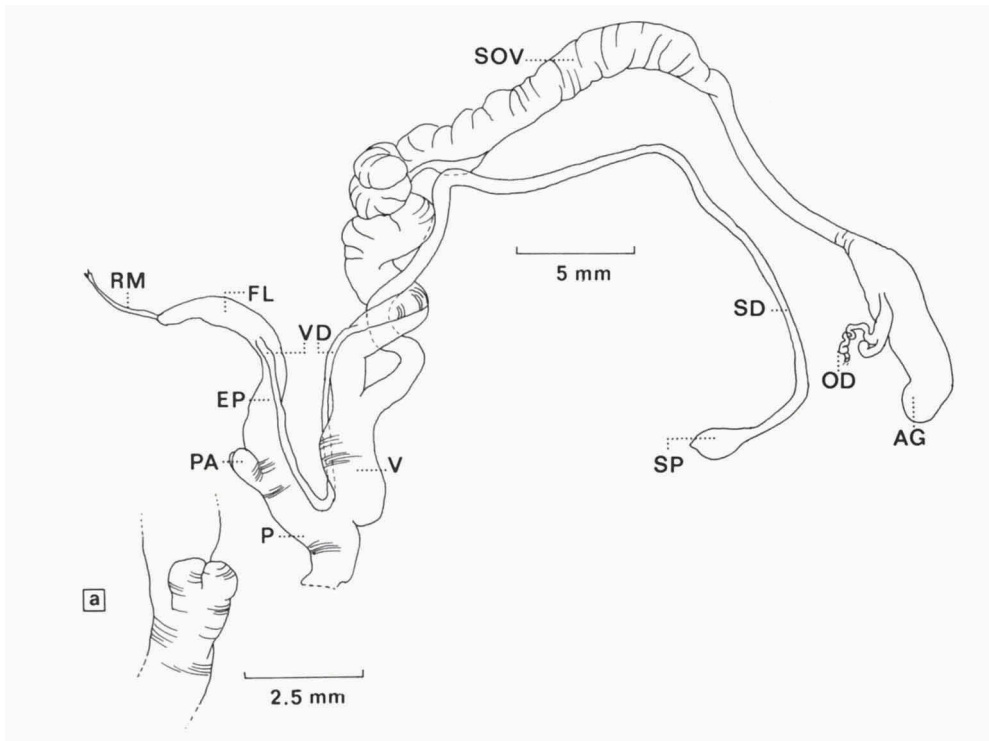


Fig. 23. *Orthalicus spec. B*, genitalia, with detail of PA (a). Mexico, Querrero, 10.6 mi S Mexicala (UF).

**Porphyrobaphe (Porphyrobaphe) iostoma** (Sowerby, 1824)  
(fig. 24)

Genitalia. — Penis without a sheath, subcylindrical, passing without external differentiation into the epiphallus; with a stalked, elongate appendix. The flagellum is tapering and has a distally inserted retractor muscle; ca 1/5 the length of the phallus. The vagina is rather broad, about half the length of the phallus. The spermathecal duct is relatively short, subcylindrical and with an acutely globose spermatheca at the distal end.

Radula. — Central teeth monocuspid, with acute, wedge-shaped mesocones. The first two lateral teeth are monocuspid with acute, lanceolate mesocones. All other teeth are monocuspid with blunt, spatula-shaped mesocones;

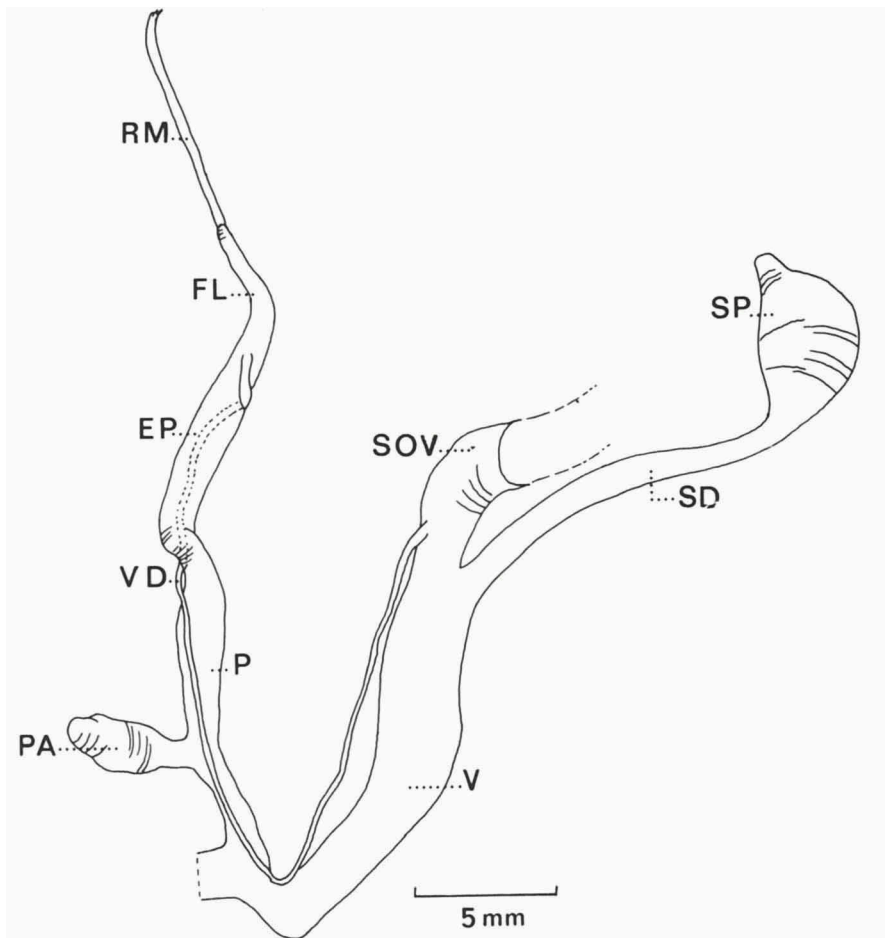


Fig. 24. *Porphyrobaphe (P.) iostoma* (Sowerby), genitalia. Ecuador, 31 mi N Santa Elena (UF).

the marginal teeth with a small, acute and curved ectocone. The transverse rows form an angle of 70 degrees with the central length row.

Material. — Ecuador, Prov. El Oro, 31 mi N of Santa Elena (UF).

**Porphyrobaphe (Oxyorthalicus) iris** (Pfeiffer, 1853)

(figs. 25, 26)

Genitalia. — Penis without a sheath, more or less subcylindrical and passing without external differentiation into the epiphallus. Median part of the penis with an appendix, which has two tubercle-shaped lobes. The flagellum, which is ca. 1/3 the length of the phallus, is tapering; with a distally inserted retractor muscle. Vagina subcylindrical and broad, ca. 1/3 the length of the phallus. The spermathecal duct is relatively short, narrow and subcylindrical; the spermatheca is globose and relatively large.

Histology. — Proximal part of the penis with an irregularly shaped lumen, lined by low cylindrical epithelium. More distally an appendix is present with two parallel lumina. In one part of this appendix glandular cells, which stain dark-red with Haemalum-Eosin, have been observed in the subepithelial tissue. In the distal part of the penis, the lumen splits off blind-ending branches. The main lumen is more or less star-shaped with a gradual transition to the epiphallus, where the lumen is also star-shaped. Epithelium of the epiphallus is low cylindrical; the subepithelial tissue with glandular cells staining light blue with Alcian Blue. Parallel to the main lumen of the proximal part of the epiphallus a number of blind-ending tubes are observed, which are lined by flat cells bearing long cilia.

Radula. — Central teeth monocuspid, with acute triangular mesocones. The first four lateral teeth with monocuspid, more or less acute, triangular mesocones. Other teeth mono- to dicuspid, with blunt truncate to spatula-shaped mesocones and acute, curved and elongate ectocones in the outermost teeth. The transverse rows form an angle of 75 degrees with the length axis, but the outermost teeth are perpendicular to this axis.

Material. — Colombia, Depto. Caldas, Laguneta (NRS 2748).

**Porphyrobaphe (Oxyorthalicus) irrorata** (Reeve, 1849)

(fig. 27)

Type specimens of this species are preserved in the London museum and one specimen is designated lectotype: shell height 77.0 mm, diameter 44.0 mm (BMNH 1975248). The material, which includes two paralectotypes, is labelled "Quito" (ex Cuming).

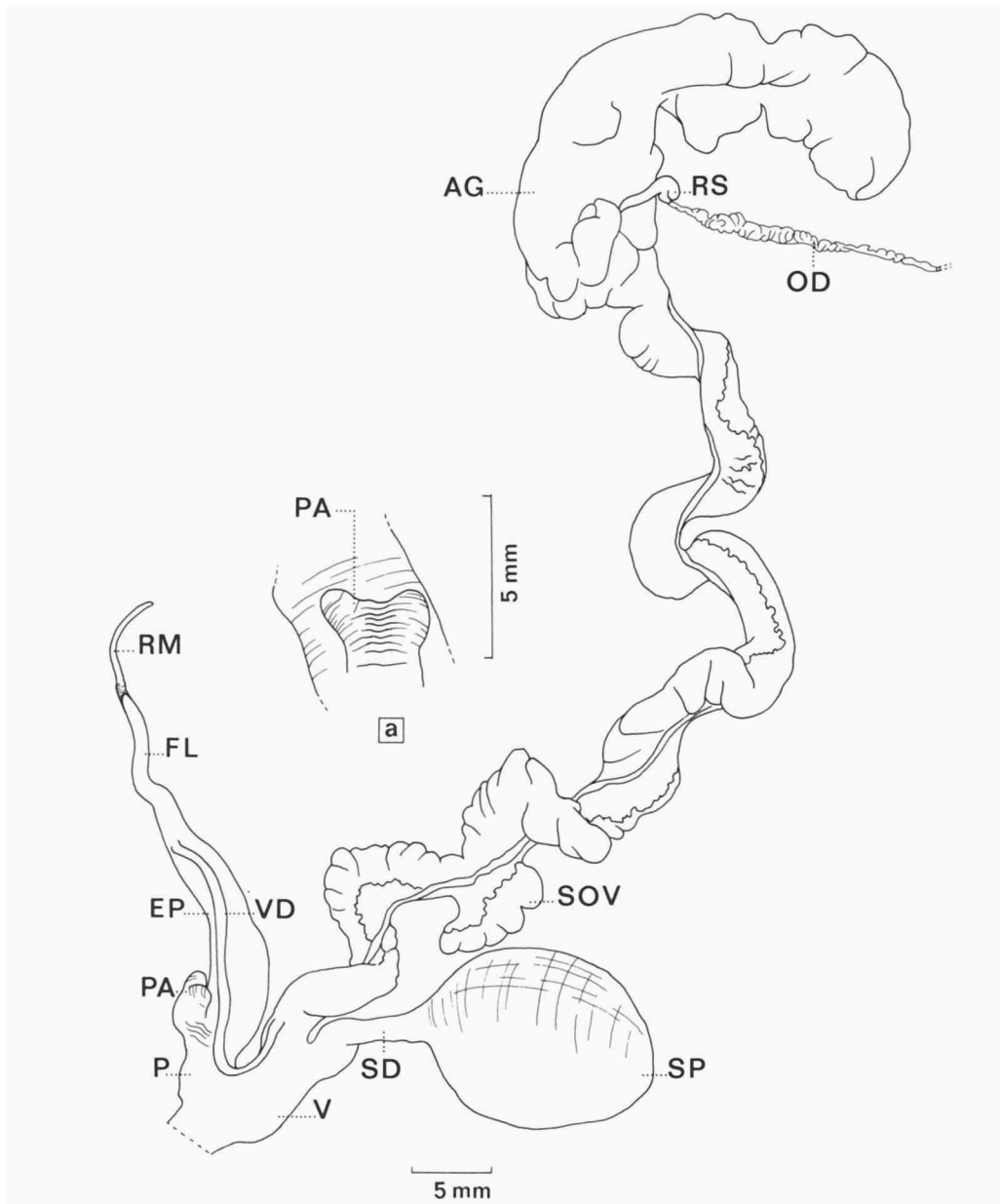


Fig. 25. *Porphyrobaphe (Oxyorthalicus) iris* (Pfeiffer), genitalia, with detail of PA (a). Colombia, Caldas, Laguneta (NRS).



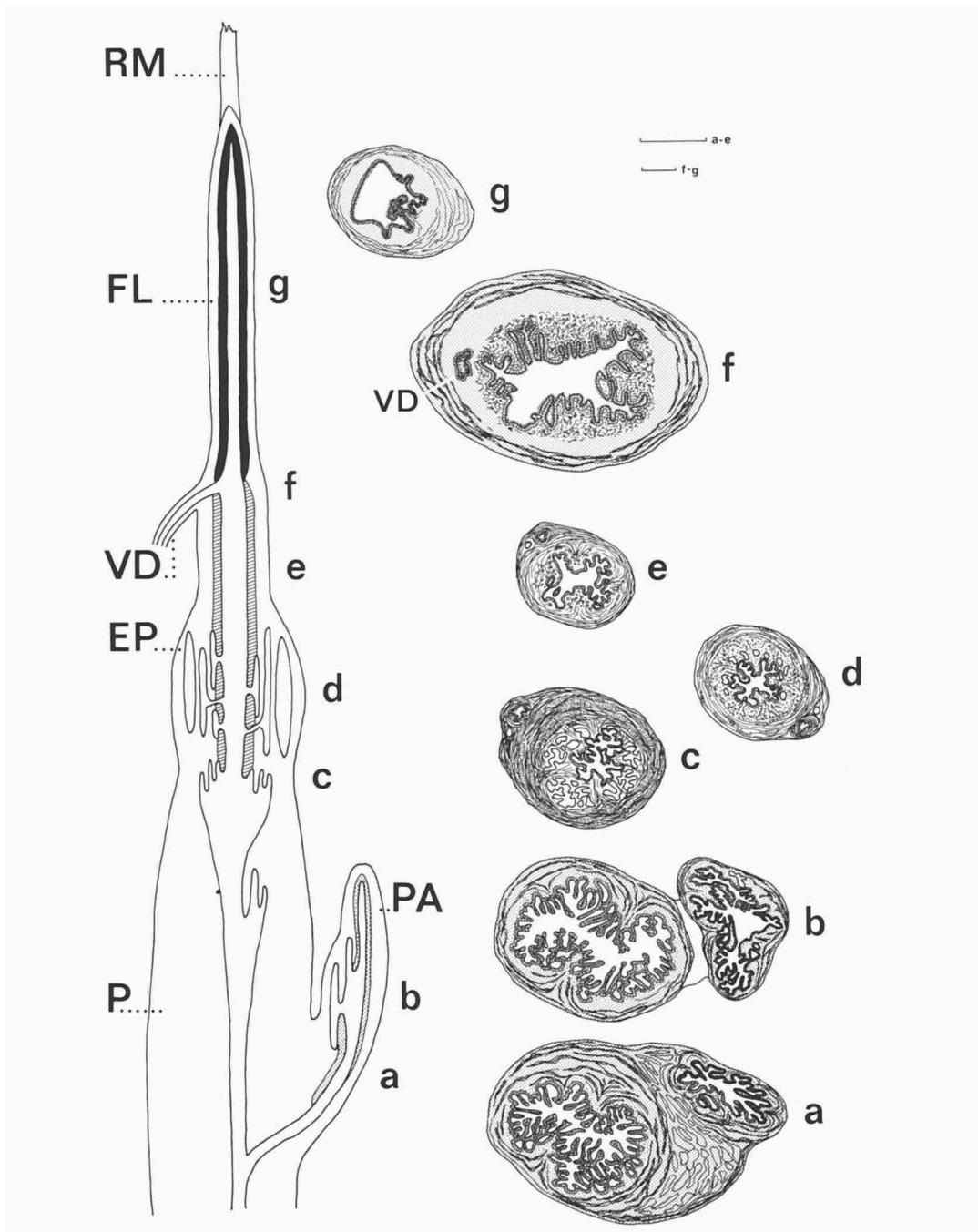


Fig. 26. *Porphyrobaphe (Oxyorthalicus) iris* (Pfeiffer). Colombia, Laguneta. Schematic reconstruction of penial complex and transverse sections of penis (a-c), epiphallus (c-f) and flagellum (g). Scale lines equal 1 mm.

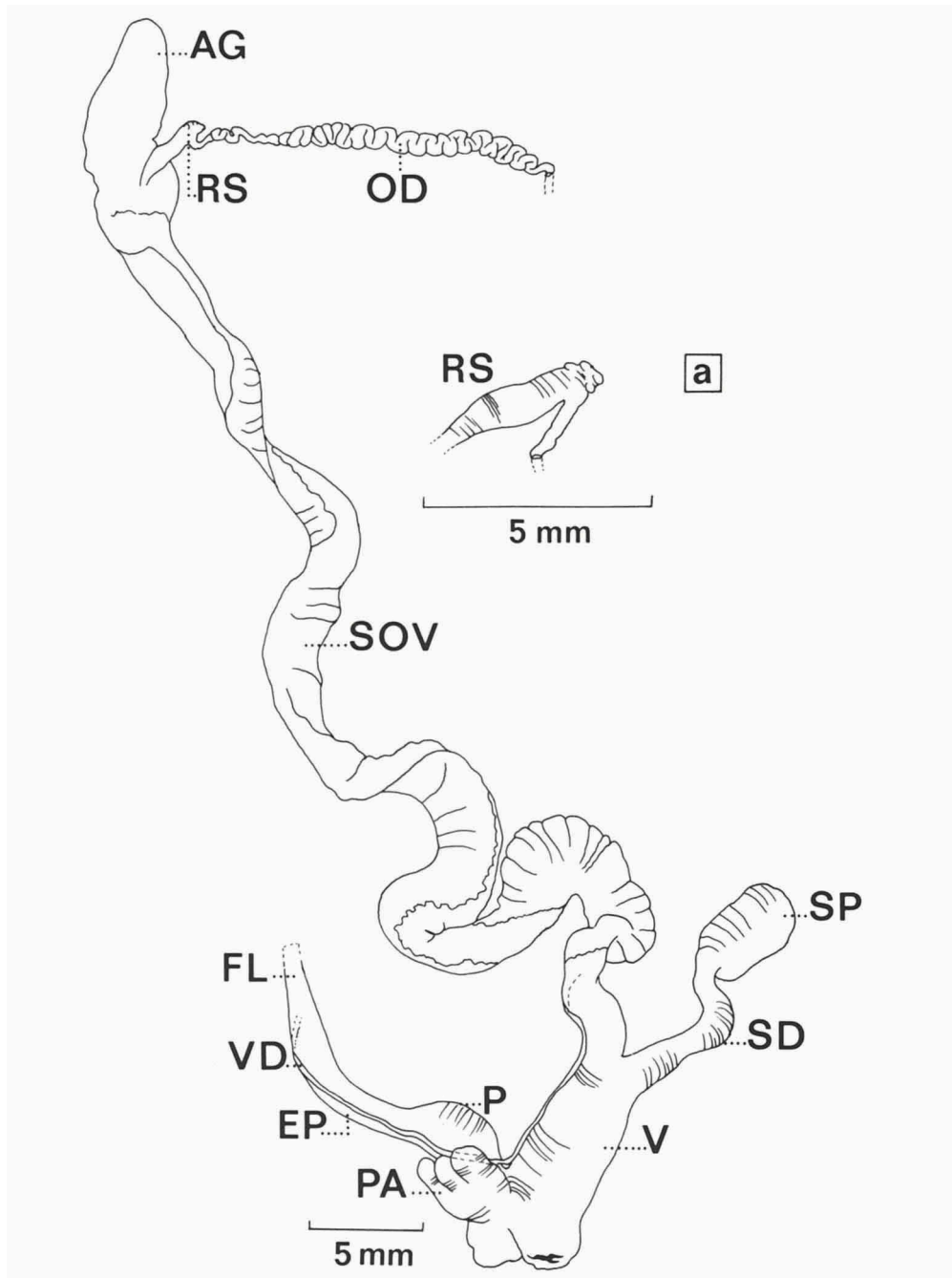


Fig. 27. *Porphyrobaphe (Oxyorthalicus) irroratus* (Reeve), genitalia, with detail of RS (a). Colombia, Valle, Cisneros (NRS).

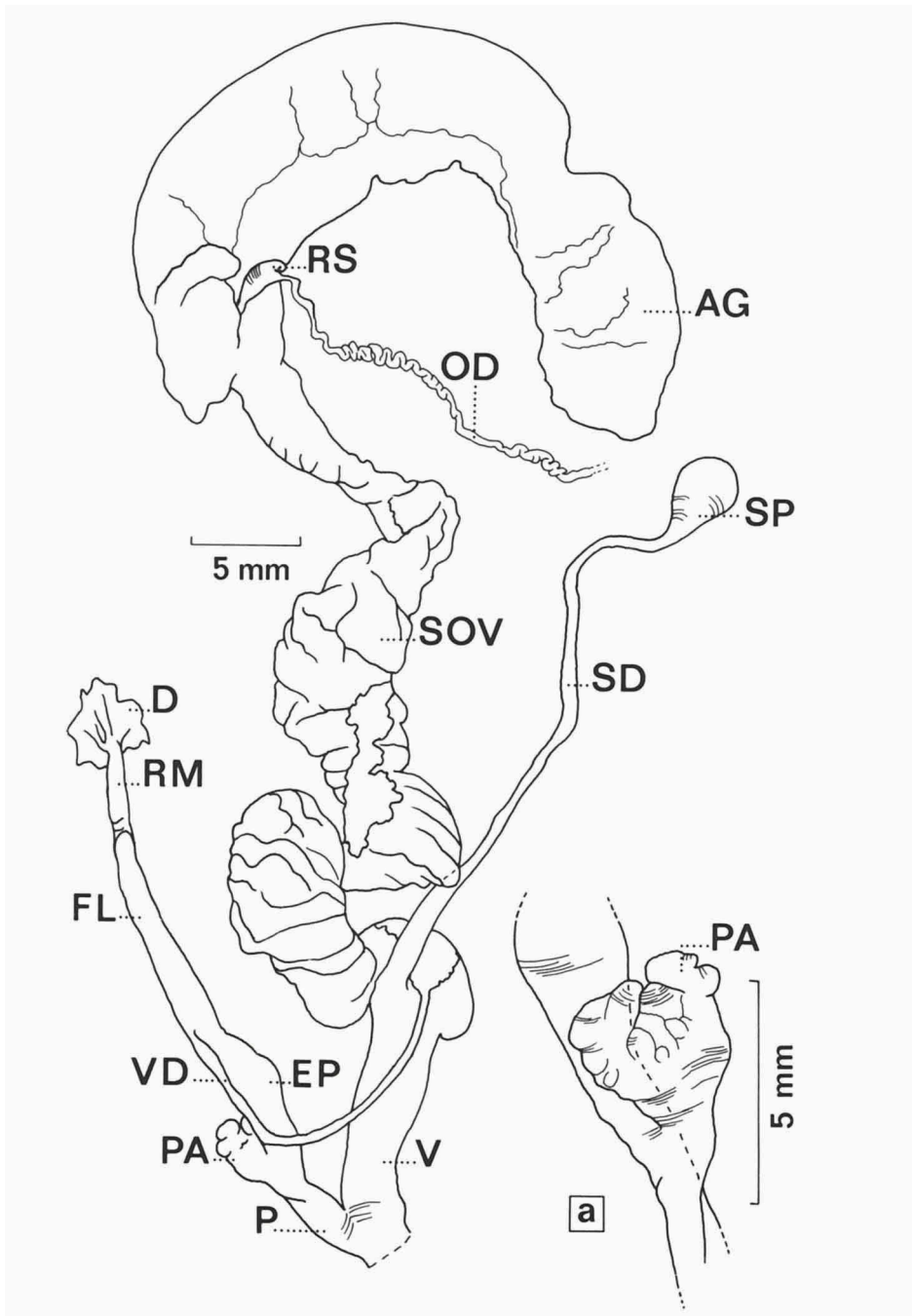


Fig. 28. *Liguus fasciatus* (Muller), genitalia, with detail of PA (a). USA, Florida, Everglades National Park, Anlinga trail (RMNH).

**Hemibulimus (Myiorthalicus) dennisoni** (Reeve, 1848)

Two syntypes of this species are preserved in the London museum. Their measurements (in mm) are:

shell		aperture		number of
height	diameter	height	width	whorls
71.0	36.5	35.0	22.0	6.0
70.0	34.5	33.0	19.5	6.0

**Liguus fasciatus** (Müller, 1774)

(fig. 28)

**Genitalia.** — Penis without sheath, more or less subcylindrical and passing without external differentiation into the epiphallus; with a fan-shaped appendix. Epiphallus and flagellum tapering; the flagellum is about half the length of the phallus and has a distally inserted retractor muscle. The vagina is subcylindrical and broad, about half as long as the phallus. Spermathecal duct more or less subcylindrical, with a small elongate-globose spermatheca at the distal end.

**Radula.** — Central and first four lateral teeth monocuspid, with rather acute wedge-shaped mesocones. Other teeth (di- to) monocuspid, with blunt spatula-shaped mesocones (and small elongate ectocones). The transverse rows form an angle of 50 degrees with the length axis.

**Material.** — U.S.A., Florida, Everglades National Park, Anhinga Trail (RMNH).

## CATALOGUE

- aberrans*, *Zebra livens*, Strebel, 1909: 43, pl. 5 figs. 74-77, 79-82 ([Mexico] Colima).  
*achatinus*, *Liguus fasciatus*, Clench, 1934: 107, pl. 7 fig. 1 (Cuba, Oriente, Holguín, Los Arroyos) [HT MCZ 58803].  
*adamsoni*, *Bulimus (Orthalicus)*, Beck, 1837: 60 [indication; not *adamsoni* Gray].  
*adamsonii*, *Bulimus*, Gray, 1834: 123 ([Colombia] base of the Parremo [sic, páramo] near the volcano of Tolyma).  
*adustus*, *Zebra boucardi*, Strebel, 1909: 74, pl. 14 fig. 228 [no type locality].  
*aguayoi*, *Liguus fasciatus*, Clench, 1934: 109, pl. 7 fig. 2 (Cuba, Holguín, Punta Roja) [HT MCZ 76696].  
*alcaldei*, *Liguus fasciatus*, Sanchez Roig, 1951: 23, pl. 4 fig. 1 (Cuba, [Prov. Matanzas] Jagüey Grande, Gallo) [HT collection Sanchez Roig].  
*alternatus*, *Liguus fasciatus*, Simpson, 1920a: frontispiece fig. 8 (Florida, Dade Co., Timb's [sic, Timm's] Hammock) [PT MCZ].

- anais*, *Achatina*, Lesson, 1841: 356 (Hab. ignota [no type locality]).
- angei*, *Liguus fasciatus*, Sanchez Roig, 1951: 34, pl. 5 fig. 7 (Cuba, Pinar del Rio, Alonso Rojas, finca Las Vueltas) [HT collection Sanchez Roig].
- angelae*, *Liguus fasciatus*, Clench & Aguayo in Clench, 1934: 110, pl. 7 fig. 3 (Cuba, Holguin, Punta Roja) [HT MCZ 76698].
- angustior*, *Orthalicus sultana*, Preston, 1914: 524 (Eastern Peru).
- approximata*, *Porphyrobaphe*, Fulton, 1896: 103 ([Colombia] Bogota).
- arangoi*, *Liguus fasciatus*, Jaume, 1952b: 510 (Cuba, Provincia La Habana, lomas frente a la Playa de Guanabo) [HT MBM 24270].
- archeri*, *Liguus fasciatus*, Clench, 1934: 106, pl. 7 fig. 5 (Cuba, Viñales, Mogote de Ramon Millo) [HT MCZ 80901].
- arenarius*, *Liguus fasciatus*, Sanchez Roig, 1948: 69, pl. 1 fig. 1 (Cuba, Camagüey, Monte Macuto) [HT collection Sanchez Roig].
- aspis*, *Liguus blainianus*, "Gmelin" Reed, 1946 [nomen nudum].
- atramentaria*, *Bulimus*, Pfeiffer, 1855d: 116 (New Granada).
- augusti*, *Porphyrobaphe*, Jousseau, 1887: 165, pl. 3 fig. 10 (l'Equateur [= Ecuador]).
- aurantius*, *Liguus crenatus*, Clench, 1929: 19 (Florida, central Everglades Pinecrest region, hammock no. 5) [HT MCZ 84624].
- austrianus*, *Liguus fasciatus*, Guitart, 1945: 27, pl. 4 figs. 1, 2 (Cuba, near Sancti Spiritus, Loma de la Cruz) [HT collection Guitart, PT MCZ].
- barbouri*, *Liguus crenatus*, Clench, 1929: 18 (Florida, central Everglades Pinecrest region, hammock no. 21) [HT MCZ 84527].
- barretoii*, *Liguus fasciatus*, Sanchez Roig, 1951: 32, pl. 4 fig. 6 (Cuba, [Prov. La Habana] Marianao, Miramar, Monte de Barreto) [HT collection Sanchez Roig].
- barroi*, *Liguus fasciatus*, Jaume, 1952b: 505 (Cuba, Bosque de la Habana, loma al este del Rio Almendares) [HT MBM 2029].
- beardi*, *Liguus fasciatus*, Jones, 1979: 159, figs. 11, 12 [forma nova] (Florida, southern Everglades, small hammock, near type locality of *L. fasciatus margaretae*) [HT USNM].
- bensoni*, *Bulimus*, Reeve, 1849: pl. 78 fig. 571 (Banks of the Amazon).
- bermudezi*, *Liguus flammellus*, Clench, 1934: 122, pl. 6 fig. 2 (Cuba, Viñales, Mogote la Gueca) [HT MCZ 80945].
- bifulguratus*, *Bulimus*, Reeve, 1849: pl. 82 fig. 606 (Andes of Colombia).
- bilabratus*, *Porphyrobaphe iostoma*, Pilsbry, 1899: 152, pl. 50 figs. 26, 27 [Ecuador; teste Clench & Turner, 1962; LT ANSP 26121].
- blainiana*, *Achatina*, Poey, 1851: 206, pl. 12 figs. 4-6 (Cuba, Pinar del Rio, Loma de Rangel) [ST MCZ].
- boliviana*, *Orthalicus*, Beck, 1837: 59 [indication] (Bolivia).
- boucardi*, *Orthalicus*, Pfeiffer, 1860: 138, pl. 51 fig. 7 (Mexico).
- boussingaultii*, *Bulimus*, Hupé, 1857: 37, pl. 9 fig. 2 (Nouvelle Grenade).
- brevispira*, *Orthalicus fraseri*, Pilsbry, 1899: 194, pl. 46 figs. 34, 35 (Ecuador) [HT ANSP 78573].
- candelariae*, *Liguus fasciatus* Sanchez Roig, 1951: 33, pl. 5 fig. 8 (Cuba, Pinar del Rio, Candelaria, Salto de Manantiales) [HT collection Sanchez Roig].
- capax*, *Oxystyla*, Pilsbry, 1930b: 359, pl. 28 figs. 12-14 (Brazil, Est. Rio Grande del Norte, Ceará-Mirim) [LT ANSP 151136].
- capensis*, *Liguus crenatus*, Simpson, 1920b: 122 (Florida, northwest Cape Sable) [PT MCZ].
- carbonarius*, *Liguus flammellus*, Clench, 1934: 121, pl. 6 fig. 3 (Cuba, Viñales, Mogote de Pita) [HT MCZ 80933].
- caribaeus*, *Liguus fasciatus*, Clench, 1935c: 68, pl. 3 fig. 3 (Cuba, north coast of Pinar del Rio, Santa Lucia, Monte Dios) [HT MCZ 109050].
- carnea*, *Orthalicus meobambensis*, Strebel, 1909: 149, pl. 29 fig. 428 ([Peru] Meobamba) [HT ZMB 101823].
- caroli*, *Liguus crenatus*, Bartsch, 1937: 131, fig. 1 (Cuba, north coast of Camagüey, Isla Turiguano) [HT USNM 428810].

- carus*, *Hemibulimus dennisoni*, Pilsbry, 1909: 116, pl. 40 figs. 2-4, 6 (Colombia, Quilichao, Cauca Valley, 5500 ft) [LT ANSP 97716].
- castaneozonatus*, *Liguus fasciatus*, Pilsbry, 1912: 460, pl. 39 figs. 23, 23a (Florida, Key Largo, back of Charles Point) [LT ANSP 8014a].
- castaneus*, *Liguus fasciatus*, Simpson, 1920b: 126 (Florida, Paradise Keys, Cox hammock).
- cayajaboense*, *Liguus fasciatus*, Sanchez Roig, 1948: 71, pl. 1 fig. 3 (Cuba, Pinar del Río, Cayajabos, "Mercedes" farm) [HT collection Sanchez Roig].
- cayenensis*, *Orthalicus*, Beck, 1837: 59 [indication] (Brasil, [French Guyana] Cayen[ne]).
- cervus*, *Liguus flammellus*, Clench, 1934: 120, pl. 6 fig. 4 (Cuba, Viñales, Mogote de Vigil) [HT MCZ 80935].
- cincta*, *Corona pfeifferi*, Strebel, 1909: 135, pl. 21 fig. 337, pl. 22 figs. 356, 357 (Ecuador) [ST ZMB].
- cingulatus*, *Liguus crenatus*, Simpson, 1920b: 123 (Florida, Miami, Brickell hammock).
- clenchi*, *Liguus fasciatus*, Frampton, 1932: 56 (Florida, central Everglades Pinecrest region, hammock no. 46) [PT MCZ].
- colimensis*, *Orthalicus*, Rolle, 1895: 131 [Mexico, Colima].
- crassus*, *Liguus solidus*, Simpson, 1920b: 121 (Florida, Big Pine Key, Watson's hammock).
- crenata*, *Achatina*, Swainson, 1821: pl. 58 figs. 1, 2 (Cuba).
- crossei*, *Orthalicus zoniferus*, Martens, 1893: 186 (British Honduras, Belize).
- crosseifischeri*, *Zebra*, Strebel, 1909: 27, pl. 1 fig. 4, pl. 2 fig. 17 (Guatemala, San Isidro).
- cubensis*, *Liguus flammellus*, Clench, 1934: 123, pl. 6 fig. 1 (Cuba, Viñales, Mogote la Gueca) [HT MCZ 80951].
- deburghiae*, *Bulimus*, Reeve, 1859: 123 (Peruvian side of the Amazon).
- deceptor*, *Oxystyla princeps*, Pilsbry, 1899: 116, pl. 24 figs. 19-25 (British Honduras, Belize; Guatemala, Coban and San Gerónimo; Nicaragua, Polvon; Panama, islands in Bay of Panama) [LT ANSP 5099].
- deckerti*, *Liguus fasciatus*, Clench, 1935a: 122, pl. 7 fig. 4 (Florida, south central Everglades, east end of Long Pine Key, hammock no. 55) [HT MCZ 81549].
- decolor*, *Orthalicus*, Strebel & Pfeffer, 1882: 37, pl. 7 figs. 2-4 [no type locality].
- delicatus*, *Liguus solidus*, Simpson, 1920b: 122 (Florida, upper end of Lower Matecumbe Key).
- deliciosus*, *Orthalicus (Melaniorthalicus)*, Strebel, 1909: 178, pl. 32 figs. 352a-g ([Colombia] Baranquilla).
- delphinus*, *Zebra*, Strebel, 1909: 30 [no type locality].
- dennisoni*, *Bulimus*, Reeve, 1848: pl. 26 fig. 166 [no type locality].
- doanensis*, *Liguus fasciatus*, Sanchez Roig, 1951: 28, pl. 5 fig. 4 (Cuba, Matanzas, Cardenas, opposite Cayo Chalupa, Cayo Doan) [HT collection Sanchez Roig].
- dohertyi*, *Liguus solidus*, Pflüger, 1934: 121, pl. 13 figs. 2, 3 (Florida, Lower Matecumbe Key) [HT MCZ 139000].
- dryas*, *Liguus solidus*, Pilsbry, 1932: 106 (Florida, No Name Key) [HT ANSP 8019].
- duburghii*, *Bulimus*, Higgins, 1872: 687 [emendation for *deburghiae* Reeve].
- eburneus*, *Liguus crenatus*, Simpson, 1920a: frontispiece fig. 10 (Florida, Dade Co., Timb's [Timm's] hammock).
- elegans*, *Liguus fasciatus*, Simpson, 1920a: frontispiece fig. 5 (Florida, island near and east of Whitewater Bay) [PT MCZ].
- elegans*, *Orthalicus*, Rolle, 1895: 131 [Mexico, Colima].
- elliottensis*, *Liguus crenatus*, Pilsbry, 1912: 447, pl. 37 figs. 3-3b (Florida, Elliott's Key) [LT ANSP 8008a].
- elongata*, *Dryptus irroratus*, Miller, 1879: pl. 5 fig. 2a ([Ecuador] in valli Pilatonensi [Miller, 1878: 179]).
- elongata*, *Porphyrobope gloriosus*, Müller, 1879: 200, pl. 5 fig. 1 [no type locality].
- emarginata*, *Achatina*, Swainson, 1821: pl. 84 [Haiti, Jacmel; teste Clench, 1946].
- euchrous*, *Zebra zoniferus*, Strebel, 1909: 52, pl. 8 figs. 120-123, 127, pl. 9 figs. 128, 129 ([Mexico] Staate Oaxaca; Venta de Zopilote, Staat Guerrero).

- evergladesensis*, *Liguus fasciatus*, Jones, 1979: 155, figs. 1, 2 [forma nova] (Florida, southern Everglades, in hammock about one mile west of Canal Levee 28 about 6 miles north of the 40-mile bend of the Tamiami Trail) [HT USNM].
- excisus*, *Liguus* (*Hemibulimus*), Martens, 1885a: 160, 173, pl. 35 figs. 1, 2, 4-5 (Colombia, near Popayán).
- fairchildi*, *Liguus blainianus*, Clench, 1934: 117, pl. 7 fig. 4 (Cuba, road between Habana and Santiago de Las Vegas) [HT MCZ 91907].
- falconi*, *Liguus fasciatus*, Jaume, 1952b: 509 (Cuba, Provincia Las Villas, Cienfuegos, entre Gavilán y la costa) [HT MBM 21505].
- farnhami*, *Liguus crenatus*, Doe, 1937: fig. 5 [emendation for *farnumi* Clench].
- farnumi*, *Liguus crenatus*, Clench, 1929: 19 (Florida, central Everglades Pinecrest region, hammock no. 7) [HT MCZ 84586].
- fasciatum*, *Buccinum*, Müller, 1774: 145 (The Indies) [Cuba, Pinar del Rio to Camagüey, teste Clench, 1946; Mantanzas, Monserrat, teste Jaume, 1952].
- feriai*, *Liguus crenatus*, Clench, 1934: 108, pl. 7 fig. 6 (Cuba, Holguín, La Sierra) [HT MCZ 72559].
- ferussaci*, *Orthalicus*, Martens, 1864: 542 ([Mexico] Tehuantepec).
- fischeri*, *Orthalicus princeps*, Martens, 1893: 183, pl. 10 fig. 7 (Guatemala).
- flammellus*, *Liguus*, Clench, 1934: 119, pl. 6 fig. 7 (Cuba, Viñales, Mogote de Roja) [HT MCZ 80924].
- flogera*, *Achatina*, Potiez & Michaud, 1835: pl. 12 figs. 1, 2 (république Bolivienne, dans la province de Chiquitos).
- floridanus*, *Liguus crenatus*, Clench, 1929: 20 (Florida, central Everglades Pinecrest region, hammock no. 8) [HT MCZ 84559].
- floridensis*, *Orthalicus melanocheilus*, Pilsbry, 1891: 317, fig. (Florida, near Cape Sable) [HT ANSP 176086a].
- floridus*, *Liguus fasciatus*, Sanchez Roig, 1951: 29, pl. 4 fig. 3 (Cuba, Habana, Campo Florido) [HT collection Sanchez Roig].
- framptoni*, *Liguus fasciatus*, Jones, 1979: 155, figs. 7, 8 [forma nova] (Florida, southern Everglades, isolated group of hammocks) [HT USNM].
- fraseri*, *Bulimus*, Pfeiffer, 1858: 239 (provincia Cuenca reipublicae Aequatoris).
- fulgur*, *Zebra*, Miller, 1878: 186 ([Ecuador] in valli Pilatonensi, 1000 m).
- fulvescens*, *Orthalicus*, Pfeiffer, 1856: 187 [no type locality].
- funeralis*, *Bulimus*, Bruguière, 1789: 321 (l'intérieur de l'Amérique méridionale).
- fungairinoi*, *Bulimus*, Hidalgo, 1867: 468, pl. 4 fig. 4 ([Ecuador] Quito).
- fuscoflammellus*, *Liguus fasciatus*, Frampton, 1932: 55 (Florida, Timm's hammock, Mainland ridge).
- galactostoma*, *Porphyrobaphe*, Ancey, 1890: 153 (republica Aequatoris).
- giganteus*, *Liguus murreus*, Sanchez Roig, 1951: 30, pl. 4 fig. 5 (Cuba, La Habana, Guira de Melena, finca Sotolongo) [HT collection Sanchez Roig].
- gloriasylvatica*, *Liguus crenatus*, Doe, 1937: 83, fig. 3 no. 7 (Florida).
- gloriosus*, *Bulimus*, Pfeiffer, 1862: 387, pl. 37 fig. 4 (Republic of Ecuador).
- goodrichi*, *Liguus fasciatus*, Clench, 1934: III, pl. 7 fig. 7 (Cuba, Cienfuegos, 3/4 mile below Castillo de Jagua) [HT MCZ 59533].
- gracilis*, *Zebra obductus*, Strebel, 1909: 78, pl. 15 figs. 226-231 ([Venezuela] Puerto Cabello; La Guayra).
- graphicus*, *Liguus solidus*, Pilsbry, 1912: 463, pl. 37 figs. 1, 1a (Florida, No Name Key) (LT ANSP 8021a).
- grevillei*, *Bulimus*, "Sowerby" Pfeiffer, 1876: 143, pl. 133 figs. 4, 5 ([Ecuador] Quito).
- gruneri*, *Zebra*, Strebel, 1909: 63, pl. 16 figs. 252, 253 ([Venezuela] Maracaibo).
- guillermi*, *Liguus blainianus*, Guitart, 1943: 83, fig. (Cuba, Habana Prov., Horno de Cal de Guara) [PT MCZ].
- guitarti*, *Liguus fasciatus*, Jaume, 1952b: 511 (Cuba, Provincia Las Villas, Sancti Spiritus, Monte Cagueiras) [HT MBM 24429].

- hackeri*, *Zebra*, Strebel, 1909: 50, pl. 7 figs. 104, 107, 109-111 (Mexico, Tepic).
- helenae*, *Liguus fasciatus*, Sanchez Roig, 1951: 27, pl. 4 fig. 1 (Cuba, [Prov. Las Villas] Zaza del Medio, finca Santa Elena) [HT collection Sanchez Roig].
- helianthus*, *Liguus fasciatus*, Clench, 1934: 112, pl. 7 fig. 9 (Cuba, Viñales, Mogote del Palmarito) [HT MCZ 80911].
- hepatica*, *Helix*, Röding, 1798: 106 [indication].
- howelli*, *Liguus nobilis*, Clench, 1951: 93, figs. 1-4 (Cuba, Pinar del Río, Río Dominica, about 10 miles west of Mariel) [HT MCZ 187133].
- humesi*, *Liguus fasciatus*, Jones, 1979: 154, figs. 5, 6 [forma nova] (Florida, southern Everglades, isolated group of hammocks) [HT USNM].
- husilloensis*, *Liguus murreus*, Sanchez Roig, 1951: 32 [nomen nudum].
- imitator*, *Oxystyla maracaibensis*, Pilsbry, 1899: 140, pl. 30 figs. 49-54 ([Venezuela] near Maracaibo; [Colombia] Barranguilla) [LT ANSP 26109a].
- incisus*, *Bulimus*, Hupé, 1857: 36, pl. 9 fig. 1 (Bolivia).
- innominatus*, *Liguus solidus*, Pilsbry, 1930a: 32 (Florida, No Name Key) [HT ANSP 11497a].
- integer*, *Bulimus*, Pfeiffer, 1855d: 114 (Quito, Ecuador).
- intermedius*, *Zebra delphinus*, Strebel, 1909: 35, pl. 16 figs. 254, 255 (Costarica) [ST ZMB].
- iodes*, *Orthalicus* (*Corona*), Shuttleworth, 1856: 68, pl. 4 fig. 8 (in *Andibus Columbiae*, Nova Granada prope Chopo [sic] prov. Pamplona [= Venezuela, Estado Mérida, Chachopo]).
- iostoma*, *Bulimus*, Sowerby, 1824: 58, pl. 5 fig. 1 [no type locality].
- iris*, *Bulimus*, Pfeiffer, 1853a: 313 (La Ceja, Río Negro, Novae Granadae).
- irroratus*, *Bulimus*, Reeve, 1849: pl. 62 fig. 427 (Brazil? New Granada?).
- isabellinus*, *Orthalicus*, Martens, 1873: 190, pl. 1 fig. 8 (Peru).
- jamaicensis*, *Oxystyla undata*, Pilsbry, 1899: 107, pl. 27 figs. 19-23 (Rock Fort near Kingston; Hope River; and Yallahs, Jamaica) [LT ANSP 61885a].
- jamaicensis*, *Zebra maracaibensis*, Strebel, 1909: 90, pl. 20 figs. 314, 315, 319, 320, 322-326 (Jamaica; Costarica).
- jatesi*, *Bulimus*, "Shuttleworth" Hupé, 1857: 31, pl. 8 fig. 1 (Pérou).
- jaumei*, *Liguus blainianus*, Clench & Aguayo, 1932: 99, pl. 6 fig. 10 (Cuba, Pinar del Río, Mangas, on road between Mangas and Candelaria) [HT MCZ 91720].
- josefae*, *Liguus fasciatus*, Guitart, 1945: 29, pl. 4 figs. 3, 4 (Cuba, Sancti Spiritus, Sierra de Cantú, Cortinas de Corengue) [PT MCZ].
- judasense*, *Liguus fasciatus*, Jaume, 1952b: 504 (Cuba, Provincia Las Villas, Sierra de Judas) [MBM 22220].
- jungairinoi*, *Bulimus*, Hidalgo, 1867: 72 [corrected to *fungairinoi* on page 468].
- kellettii*, *Bulimus*, Reeve, 1850: pl. 89 fig. 661 (Ecuador?).
- kennethi*, *Liguus fasciatus*, Jones, 1979: 158, figs. 9, 10 [forma nova] (Florida, southern Everglades, small hammock) [HT USNM].
- labeo*, *Bulimus*, Reeve, 1849: pl. 71 fig. 207b, pl. 72 fig. 207c (Peru, Limabamba) [not *labeo* Broderip].
- labeo*, *Bulimus*, Broderip, 1828: 222, suppl. pl. 31 (*sylvis Peruvianis*).
- latestriata*, *Zebra sphinx*, Strebel, 1909: 67, pl. 12 figs. 177, 178 ([Mexico] Mazatlan).
- laureani*, *Liguus fasciatus*, Platt, 1949: 77, fig. 15 (Cuba).
- latevittata*, *Porphyrobaphe*, Shuttleworth, 1856: 71, pl. 5 figs. 2, 3 (Peruvia ab oriente Andium prope Tarapoto).
- leonorae*, *Liguus fasciatus*, Pequeño, 1938: 347, pl. 26 figs. 1-4 (Cuba, Pinar del Río, Guane, La Grifa, Monte del Limón, near Cueva de la Pintura).
- leptus*, *Liguus fasciatus*, Jaume, 1952b: 508 (Cuba, Provincia Pinar del Río, Carretera Central entre Artemis y Mangas) [HT MBM 22387].
- letranensis*, *Liguus fasciatus*, Sanchez Roig, 1951: 23, pl. 15 fig. 2 (Cuba, [Prov. Las Villas] Trinidad, San Juan de Letran, around the baths) [HT collection Sanchez Roig].
- leucochilus*, *Orthalicus*, Crosse & Fischer, 1869: 423 (Orizaba, provincia Veracruz, reipublicae Mexicana).



- lignumvitae*, *Liguus fasciatus*, Pilsbry, 1912: 461, pl. 37 figs. 4-4d (Florida, Lignum Vitae Key) [LT ANSP 8065].
- lineata*, *Achatina*, Valenciennes, 1827: 248, pl. 55 fig. 2 (Nouvelle Espagne).
- lineatus*, *Liguus solidus*, Simpson, 1920a: frontispiece fig. 3 (Florida, Upper Keys, Lignum Vitae Key) [PT MCZ].
- lineolatus*, *Liguus fasciatus*, Simpson, 1920a: frontispiece fig. 2 (Florida, Upper Keys, Totten's Key).
- livens*, *Orthalicus*, Beck, 1837: 59 [nomen nudum].
- livens*, *Orthalicus*, Shuttleworth, 1856: 64, pl. 3 fig. 8 [Mexico, teste Pilsbry, 1899].
- lividus*, *Orthalicus*, Martens, 1864: 542 ([Mexico] Provinz Mechocan [= Michoacán], Vulkan Jorullo).
- livingstoni*, *Liguus fasciatus*, Simpson, 1920b: 124 (Florida, Miami, Brickel hammock, north end) [PT MCZ].
- lojanus*, *Orthalicus (Metorthalicus) kelletti*, Strebel, 1909: 161, pl. 31 fig. 450 (Ecuador, Loja).
- longus*, *Orthalicus*, Pfeiffer, 1856: 39 (republica Mexicana).
- loroisianus*, *Bulimus*, Hupé, 1857: 35, pl. 10 fig. 1 [no type locality].
- lossmanicus*, *Liguus crenatus*, Pilsbry, 1912: 448, pl. 37 figs. 8-8b (Florida, Lossman's hammock) [LT ANSP 8058].
- lucidovarius*, *Liguus crenatus*, Doe, 1937: 82, fig. 2 no. 6 (Florida).
- lytea*, *Achatina*, Anton, 1839: 44 [nomen nudum].
- luteolozonatus*, *Liguus crenatus*, Guitart, 1945: 30, pl. 4 figs. 5, 6 (Cuba, Sancti Spiritus, Lomas de Banao, finca Ojo de Agua) [PT MCZ].
- luteus*, *Liguus crenatus*, Simpson, 1920b: 123 (Florida, Key Vaca, above Conchtown) [PT MCZ].
- macandrewi*, *Orthalicus*, Sowerby, 1889: 399, pl. 25 fig. 18 (Santiago de Cou, Peru).
- machadoensis*, *Corona incisa*, Strebel, 1909: 131, pl. 27 figs. 412, 413 (Rio Machado).
- maclurae*, *Orthalicus*, Martens, 1893: 188, pl. 11 figs. 1-3 (NW Nicaragua, Cacao, in the Bay of Fonseca).
- maculatus*, *Orthalicus adamsoni*, Pilsbry, 1899: 208, pl. 40 figs. 7, 8 (Colombia, Bogota) [LT ANSP 78569].
- maculiferus*, *Zebra*, Strebel, 1909: 30, pl. 3 fig. 38 (Costarica) [HT ZMB 34609].
- magnifica*, *Bulimus*, Pfeiffer, 1848a: 232 (Ecuador, Quito).
- major*, *Zebra zoniferus*, Strebel, 1909: 52, pl. 8 figs. 116, 117, 124, 126 ([Mexico] Staat Guerrero, Chilpancingo).
- maracaibensis*, *Orthalicus*, Pfeiffer, 1856: 186 ([Venezuela] Maracaibo).
- maranhonensis*, *Bulimus*, Albers, 1854: 216 (Columbia [sic, Peru] ad fluvium Maranhon) [ST ZMB].
- margaretae*, *Liguus fasciatus*, Jones, 1979: 157, figs. 3, 4 [forma nova] (Florida, southern Everglades, small hammock) [HT USNM].
- mariae*, *Liguus fasciatus*, Clench, 1935a: 123, pl. 7 fig. 3 (Cuba, Pinar del Rio, Ojo de Agua near Cayo Magueyal) [HT MCZ 94224].
- marmatensis*, *Porphyrobaphe dennisoni*, Pilsbry, 1899: 159, pl. 48 fig. 14 (Colombia, Marmato) [HT ANSP 26124a].
- marmoratus*, *Liguus fasciatus*, Pilsbry, 1912: 453, pl. 37 figs. 9-9d, 10 (Florida, Key Vaca and Chokoloskee) [LT ANSP 8069a].
- mars*, *Orthalicus*, Pfeiffer, 1861b: 25, pl. 2 fig. 8 (republica Aequatoris).
- martii*, *Liguus fasciatus*, Sanchez Roig, 1948: 71, pl. 1 fig. 4 (Cuba, Oriente, Jiguani, El Jobo de Marti) [HT collection Sanchez Roig].
- matecumbensis*, *Liguus crenatus*, Pilsbry, 1912: 446, pl. 37 figs. 5, 5a (Florida, Upper Matecumbe Key) [HT ANSP 8076a].
- mayariense*, *Liguus fasciatus*, Jaume, 1952b: 510 (Cuba, Provincia Oriente, Mayari) [HT MBM 22321].
- mcgintyi*, *Liguus fasciatus*, Clench, 1934: 116, pl. 7 fig. 10 (Cuba, Mariel, Cueva del Chivo) [HT MCZ 47384].

- melanocheilus*, *Bulimus*, Valenciennes, 1827: 246, pl. 55 figs. 3a, b (Nouvelle Espagne) [LT MNHN].
- melanochilus*, *Zebra delphinus*, Strebel, 1909: 32, pl. 3 fig. 45 [Mexico, Mazatlan].
- melanostoma*, *Achatina*, Gray, 1825: 414 [emendation for *melastoma* Swainson].
- melastoma*, *Achatina*, Swainson, 1823?: pl. 152 (Brazil).
- meobambensis*, *Bulimus*, Pfeiffer, 1855b: 96 (Meobamba, Eastern Peru).
- miamiensis*, *Liguus fasciatus*, Simpson, 1920b: 124 (Florida, Miami, Miami [= Brickell] hammock).
- miles*, *Zebra*, Strebel, 1909: 64, pl. 12 figs. 183, 184, 186-189 ([Mexico] 25 miles NE of Acapulco, Dos Arroyos) [ST ZMB].
- minor*, *Dryptus irroratus*, Miller, 1879: pl. 5 fig. 2b ([Ecuador] in valli Pilatonensi [Miller, 1878: 180]).
- minutus*, *Liguus murreus*, Sanchez Roig, 1951: 32 [nomen nudum].
- mirabilis*, *Liguus fasciatus*, Jaume, 1952b: 512 (Cuba, Provincia Pinar del Rio, Carretera Central, cerca de Mangas) [MBM 21379].
- mosieri*, *Liguus crenatus*, Simpson, 1920b: 123 (Florida, Miami, upper end Brickell hammock) [PT MCZ].
- moyobambensis*, *Orthalicus*, Albers, 1860: 225 [emendation for *meobambensis* Pfeiffer].
- muelleri*, *Zebra*, Chemnitz, 1786: 24, pl. 118 figs. 1015, 1016 (Küste Guinea).
- muelleri*, *Zebra*, Strebel, 1909: 46 [indication; not *muelleri* Chemnitz].
- multilineatus*, *Liguus fasciatus*, Alcalde, 1944: 13, pl. 3 fig. 2 (Cuba, Cienfuegos, Hoyo de Padilla, Monte del Tarabico) [HT collection Alcalde].
- murrea*, *Achatina*, Reeve, 1849: pl. 7 figs. 22a, b (locality unknown).
- naesiotes*, *Zebra zoniferus*, Strebel, 1909: 53, pl. 9 figs. 130-145 (Barbados; Puerto Cabello?).
- nebulosus*, *Liguus crenatus*, Doe, 1937: 82, fig. 2 no. 4 (Florida).
- nebulosus*, *Zebra delphinus*, Strebel, 1909: 31, pl. 3 figs. 35, 36, 39-41, 47, 49, 50 ([Mexico] Mazatlan; Colima; Misantra; Veracruz; Costarica; Amazonenstrom [= Río Amazonas]).
- nobilis*, *Liguus fasciatus*, Clench & Aguayo, 1932: 98, pl. 6 fig. 9 (Cuba, Pinar del Rio, Cabañas Bay, Cayo Juan Tomas) [HT MCZ 47904].
- nobilis*, *Orthalicus*, Rolle, 1895: 131 [Mexico, Colimah].
- obductus*, *Orthalicus*, Shuttleworth, 1856: 61, pl. 3 figs. 1-3 (Barquimeseto [sic] in Columbia, Panama).
- obductus*, *Orthalicus*, Fischer & Crosse, 1875 in Crosse & Fischer, 1870-1894: 456 [excl. South American references] (Belize, Nicaragua, Panama).
- obscurata*, *Porphyrobaphe dennisoni*, Mousson, 1873: 14 [Colombia, Bogotá].
- organensis*, *Liguus flammellus*, Clench, 1934: 124, pl. 6 fig. 8 (Cuba, Viñales, El Queque, Ensenada del Valle) [HT MCZ 80958].
- ornatus*, *Liguus fasciatus*, Simpson, 1920b: 124 (Florida, Paradise Key).
- osmenti*, *Liguus fasciatus*, Clench, 1942: 69 (Florida, Lower Florida Keys, Pine Islands) [HT MCZ 137792].
- pallida*, *Achatina*, Swainson, 1821: pl. 41 figs. 1, 2 (locality unknown).
- pallida*, *Zebra nobilis*, Strebel, 1909: 40, pl. 5 figs. 70, 71 ([Mexico] Colima).
- paredonis*, *Liguus fasciatus*, Sanchez Roig, 1948: 69, pl. 1 fig. 2 (Cuba, [Camagüey] north coast of Cayo Paredón Grande) [HT collection Sanchez Roig].
- pavonina*, *Achatina*, Spix, 1827: pl. 9 fig. 1 [indication].
- pazensis*, *Liguus fasciatus*, Sanchez Roig, 1951: 29, pl. 4 fig. 2 (Cuba, Habana, Nueva Paz, vegas) [HT collection Sanchez Roig].
- perlonga*, *Oxystyla princeps*, Pilsbry, 1899: 117, pl. 24 fig. 25 (Panama).
- perplexus*, *Orthalicus* (*Trachyorthalicus*) *fraseri*, Strebel, 1909: 155, pl. 30 fig. 433 (Ecuador, Loja).
- perversa*, *Achatina*, Spix, 1827: pl. 8 fig. 1 (sylvis inter montem sanctum et flumen San Francisci, in Provincia Bahiensi).
- perversa*, *Achatinia*, Swainson, 1820: pl. 36 ([Brasil] Bahia).
- pfeifferi*, *Orthalicus*, Hidalgo, 1869: 412 (Canelos, reipublicae Aequatoris).
- phasianella*, *Bulimus*, Valenciennes, 1827: 244, pl. 55 fig. 4 (Nouvelle Espagne).

- phasianella*, *Helix* (*Cochlostyla*), Férussac, 1821: 48 [nomen nudum].
- phlogera*, *Helix*, d'Orbigny, 1835: 8 (provincia Chiquitensi, republica Boliviana).
- phlogerus*, *Bulimus*, Pfeiffer, 1848b: 145 ([Venezuela] Orinoco).
- picta*, *Achatina*, Reeve, 1842: 56 (Cuba) [Florida, Key West; teste Clench, 1946: 125].
- picturatus*, *Liguus murreus*, Sanchez Roig, 1951: 32 [nomen nudum].
- pilsbryi*, *Liguus blainianus*, Clench, 1935a: 123, pl. 7 fig. 1 (Cuba, Pinar del Río, 7 km N of Fierro, Campo de Tiro) [HT MCZ 94213].
- pilsbryi*, *Zebra*, Strebel, 1909: 46, pl. 6 figs. 83-88, 90, 91 (Costa Rica; [Colombia] Sombrana bei Baranquilla; Peru, Chonchomayo [sic]; Trinidad).
- pinarensis*, *Liguus fasciatus*, Clench, 1934: 115, pl. 6 fig. 9 (Cuba, Isle of Pines, Punta del Este) [HT MCZ 58806].
- poeyana*, *Achatina*, Pfeiffer, 1857: 173, pl. 4 figs. 3, 4 (Cuba, Cabo Cruz).
- poncianus*, *Liguus fasciatus*, Sanchez Roig, 1951: 26, pl. 5 fig. 3 (Cuba, Las Villas, between Banao and Trinidad, Ciego Ponciano) [HT collection Sanchez Roig].
- ponderosus*, *Orthalicus*, Strebel & Pfeiffer, 1882: 35, 36, pl. 7 figs. 1, 5, 8 [no type locality].
- porphyreus*, *Liguus vittatus*, Jaume, 1952b: 514 (Cuba, Provincia Oriente, Ensenada de Mora) [HT MBM 24303].
- powisianus*, *Bulimus*, Petit, 1843: 239 (Nouvelle Granade).
- primitivoi*, *Liguus fasciatus*, Jaume, 1952b: 504 (Cuba, Provincia de Pinar del Rio, Guanál) [HT MBM 22235].
- princeps*, *Bulinus*, "Broderip" Sowerby, 1833: fig. 18 (Conchagua, Central America).
- prototypus*, *Oxystyla pulchella*, Pilsbry, 1899: 137, pl. 28 figs. 32-37 (Brazil, Bahia; Venezuela, Barcelona) [LT ANSP 26097a].
- pseudolongus*, *Zebra*, Strebel, 1909: 71, pl. 14 figs. 208, 209 [no type locality].
- pseudoobductus*, *Zebra maracaibensis*, Strebel, 1909: 89, pl. 17 figs. 256-259, 264, 266, 268, 269 ([Colombia] Santa Marta; Trinidad).
- pseudopictus*, *Liguus solidus*, Simpson, 1920b: 122 (Florida, upper end of Lower Matecumbe Key).
- puellaris*, *Ilotia*, "Röding" Pfeiffer & Clessin, 1881: 260 (Haiti).
- puellaris*, *Plotia*, Röding, 1798: 96 [indication].
- pulchella*, *Achatina*, Spix, 1827: pl. 9 fig. 2 [no type locality].
- pumilio*, *Zebra delphinus*, Strebel, 1909: 33, pl. 3 figs. 43, 44, 46, 48, pl. 4 fig. 51 ([Mexico] Mazatlan; Oaxaca) [ST ZMB].
- quagga*, *Zebra*, Strebel, 1909: 41, pl. 6 figs. 92-94, 96 ([Mexico] Colima).
- ramosi*, *Liguus fasciatus*, Jaume, 1952b: 506 (Cuba, Provincia Pinar del Rio, Candelaria, lomas de Soroa) [HT MBM 22510].
- regalis*, *Bulimus*, Hupé, 1857: 34, pl. 10 fig. 3 (Brazil).
- regina*, *Helix* (*Cochlitoma*), Férussac, 1821: 49 [nomen nudum].
- regina*, *Bulimus*, "Orbigny" Hupé, 1857: 33, pl. 7 figs. 1, 1a, pl. 10 fig. 2 [no type locality].
- reginaeformis*, *Orthalicus* (*Laeorthalicus*), Strebel, 1909: 180, pl. 22 figs. 353a-c (Rio Branco [N-Brazil?]) [HT ZMB 101824].
- reses*, *Bulimus*, Say, 1830: 25 [indication].
- rex*, *Orthalicus*, Beck, 1837: 60 [indication] (Brasil, Bolivia).
- richardsoni*, *Zebra*, Strebel, 1909: 36, pl. 4 figs. 60-62 (N.W. Mexico, Tepic) [ST ZMB].
- rollei*, *Zebra tepicensis*, Strebel, 1909: 45, pl. 6 figs. 95, 99, 100 ([Mexico] Colima).
- romanoense*, *Liguus fasciatus*, Jaume, 1952b: 508 (Cuba, Provincia Las Villas, Cayo Romano) [HT MBM 8219].
- roseatus*, *Liguus fasciatus*, Pilsbry, 1912: 448, pl. 38 figs. 11-11b (Florida, Lee Co., Marco Island, Goodland Point) [LT ANSP 8055a].
- rosenbergi*, *Corona*, Strebel, 1909: 136, pl. 21 fig. 336, pl. 22 fig. 355 [no type locality].
- roseoviridis*, *Liguus fasciatus*, Sanchez Roig, 1951: 35, pl. 5 fig. 1 (Cuba, Camagüey, Central Jarónú) [HT collection Sanchez Roig].
- roseus*, *Liguus fasciatus*, Pilsbry, 1912: 461 [emendation for *roseatus* Pilsbry].
- russelli*, *Liguus flammellus*, Clench, 1935a: 125, pl. 7 fig. 2 (Cuba, Viñales, Mogote Mina Con-

- stancia) [HT MCZ 82980].
- sanchezi*, *Liguus fasciatus*, Alcalde, 1944: 11, pl. 3 fig. 3 (Cuba, Las Villas, Loma de Ponce, pasado el Rio Caburni).
- sanctamariae*, *Liguus fasciatus*, Sanchez Roig, 1951: 23, pl. 5 fig. 5 (Cuba, Las Villas, Caiberi n, south coast of Cayo Santa Maria) [HT collection Sanchez Roig].
- sanctispiritensis*, *Liguus fasciatus*, Guitart, 1945: 31, pl. 4 figs. 7-10 (Cuba, Sancti Spiritus, Tuinuc , finca Las Delicias, Loma Caja de Agua) [PT MCZ].
- saturanus*, *Bulimus*, Pfeiffer, 1860: 136 (Ecuador, Pallatanga).
- saturnus*, *Bulimus*, Pfeiffer, 1861a: 11 [emendation for *saturanus* Pfeiffer].
- scissilabre*, *Liguus fasciatus*, Nodal, 1947: 84, fig. (Cuba, Camag ey, near Nuevitas) [HT collection Nodal].
- selectus*, *Zebra*, Strebel, 1909: 37, pl. 4 figs. 54, 58, 63 (Trinidad; Guatemala, Coban) [ST ZMB].
- septentrionalis*, *Liguus crenatus*, Pilsbry, 1912: 447, pl. 37 figs. 6, 6a (Florida, New River below Ft. Lauerdale) [HT ANSP 8005a].
- shuttleworthi*, *Bulimus*, Albers, 1854: 216 (Columbia [sic, Peru] ad fluvium Maranhon) [ST ZMB].
- simpsoni*, *Liguus fasciatus*, Pilsbry, 1921: 140 (new name for *Liguus fasciatus* Simpson, 1920, not Valenciennes, 1827).
- sinistralis*, *Liguus*, Crosse, 1891: 129 (Haiti, Miragoane).
- solida*, *Achatina*, Say, 1825: 122 (Florida).
- solidulus*, *Liguus solidus*, Pilsbry, 1912: 463, pl. 37 fig. 2a (Florida, Big Pine Key) [HT ANSP 8025].
- solisoccasus*, *Liguus fasciatus*, De Boe, 1933: 68, pl. 6 figs. 5, 6 (Florida, Collier Co., central Everglades, hammock CC 6) [PT MCZ].
- sphinx*, *Zebra*, Strebel, 1909: 66, pl. 12 figs. 181, 185 (West Mexico, Tepic; Colima) [ST ZMB].
- splendidus*, *Liguus solidus*, Frampton, 1932: 57 (Florida, Lower Matecumbe Key, middle hammock) [PT MCZ].
- strebeli*, *Oxystyla longa*, Pilsbry, 1899: 128, pl. 22 figs. 7-9 [Mexico; LT ANSP 67157a].
- subcrenatus*, *Liguus crenatus*, Pilsbry, 1912: 445, pl. 37 figs. 7, 7a (Florida, Lower Matecumbe Key) [HT ANSP 8061].
- subirroratus*, *Strophocheilus (Eurytus)*, Da Costa, 1898: 83, fig. 2 (Ecuador, Paramba) [HT BMNH 1907. 11. 21. 114].
- sublabeo*, *Porphyrobaphe*, "Dohrn" Ancey, 1890: 153 (reipublicae Peruvianae regione Amazonica).
- subpulchella*, *Oxystyla maracaibensis*, Pilsbry, 1899: 141, pl. 28 figs. 38, 39 ([West Indies] Grenadines, Union Island) [LT ANSP 26110a].
- sulphurea*, *Achatina*, M rch, 1852: 21 [nomen nudum].
- sultana*, *Helix*, Dillwyn, 1817: 920 (New Zealand [sic]).
- tabioi*, *Liguus fasciatus*, Jaume, 1952b: 507 (Cuba, Provincia Pinar del Rio, lado oeste de la Bah a del Mariel) [HT MBM 25257].
- tepicensis*, *Zebra*, Strebel, 1909: 45, pl. 6 figs. 97, 98 ([Mexico, Nayarit] Tepic).
- testaovi*, *Helix*, R ding, 1798: 106 [indication].
- testudineus*, *Liguus fasciatus*, Pilsbry, 1912: 457, pl. 39 figs. 20-20f (Florida, Miami, south side of Miami River) [LT ANSP 8003].
- thapsinus*, *Liguus vittatus*, Jaume, 1952b: 514 (Cuba, Provincia Oriente, Ensenada de Mora) [HT MBM 24301].
- tigrae*, *Liguus fasciatus*, Alcalde, 1944: 12, pl. 13 fig. 1 (Cuba, Las Villas, Cienfuegos San Juan, Monte de Lewis) [HT collection Alcalde].
- tigre*, *Liguus fasciatus*, Clench, 1946: 127 [emendation for *tigrae* Alcalde].
- torrei*, *Liguus fasciatus*, Clench, 1934: 114, pl. 6 figs. 5, 6 (Cuba, Isle of Pines, Punta del Este) [HT MCZ 58805].
- tricinctus*, *Orthalichus* [sic], Martens, 1893: 185, pl. 11 fig. 8 (Nicaragua, S. Costa Rica, Colombia, Ecuador, Peru).
- trifracta*, *Oxystyla princeps*, Pilsbry, 1899: 115, pl. 17 figs. 10, 11 (Salvador) [LT ANSP 26080].
- trinidadense*, *Liguus fasciatus*, Jaume, 1952b: 503 (Cuba, Provincia Las Villas, T rmino Municipal

- de Trinidad, Rio del Inglés) [HT MBM 25015].
- trollisatus*, *Orthalicus*, Shuttleworth, 1856: 58, pl. 5 fig. 1 (Bolivia et in Peruvia ab oriente Andium prope Turapoto [sic]).
- turrita*, *Zebra quagga*, Strebel, 1909: 42, pl. 5 fig. 78 ([Mexico] Colima).
- turrita*, *Zebra sphinx*, Strebel, 1909: 68, pl. 12 fig. 180 (W-Mexiko, Insel gegenüber San Blas, Tres Marias).
- turrita*, *Zebra macluræ*, Strebel, 1909: 71, pl. 13 figs. 204, 205 [no type locality].
- uhdeanus*, *Orthalicus* [sic] *livens*, Martens, 1893: 189 (W. Mexico, State of Michoacan).
- undatus*, *Bulimus*, Bruguière, 1789: 320 (Grandes Indes).
- undulata*, *Achatina*, Guilding, 1828: 531 (insulâ Union).
- vacaensis*, *Liguus fasciatus*, Simpson, 1920b: 122 (Florida, Key Vaca, southwest of Conchtown).
- variegata*, *Agatina* [sic], Rafinesque, 1841: 3 (Louisiana).
- varius*, *Orthalicus*, Martens, 1873: 190, pl. 1 figs. 4a, b ([Venezuela] Caracas, Angostura).
- vazquezii*, *Liguus vittatus*, Jaume, 1952b: 513 (Cuba, Provincia Oriente, Ensenada de Mora) [HT MBM 24300].
- versicolor*, *Liguus fasciatus*, Simpson, 1920a: frontispiece fig. 12 (Florida, Everglades, Long Key, Big hammock [= Long Pine Key, Osteen's hammock; teste Clench, 1946: 127]) [PT MCZ].
- vevans*, *Zebra*, Strebel, 1909: 56, pl. 10 figs. 146, 147 (Trinidad).
- vexillum*, *Achatina*, "Humphrey" DeKay, 1843: 56, pl. 4 fig. 56 (Florida).
- vexillum*, *Bulimus*, Bruguière, 1792: 362 (Grandes Indes).
- vicaria*, *Porphyrobape*, Fulton, 1896: 103 (Leimabamba, Peru, 8000 feet).
- victor*, *Bulimus*, Pfeiffer, 1854: 128 (provincia Antioquia, Novae Granadae) [LT BMNH 1975242].
- victoriae*, *Liguus fasciatus*, Sanchez Roig, 1951: 36, pl. 5 fig. 6 (Cuba [Prov. Oriente] Victoria de las Tunas) [HT collection Sanchez Roig].
- vignalensis*, *Liguus fasciatus*, Platt, 1949: 77, fig. 19 (Cuba).
- vignalensis*, *Liguus murreus*, "Pilsbry" Richards, 1933: 171 [nomen nudum].
- violafumosus*, *Liguus crenatus*, Doe, 1937: 83, fig. 4 no. 8 (Florida).
- virginea*, *Bulla*, Linné, 1767: 1186 (Rivers of Africa [sic, Hispaniola]).
- viridis*, *Liguus fasciatus*, Clench, 1934: 105, pl. 6 fig. 11 (Cuba, Cienfuegos, Central Soledad, Dolores, La Caoba) [HT MCZ 59507].
- vittata*, *Achatina*, Swainson, 1822: pl. 84, middle figures [indication].
- vittata*, *Chersina*, "Humphrey" Pfeiffer & Clessin, 1881: 260 (Haiti).
- vividus*, *Zebra delphinus*, Strebel, 1909: 34, pl. 3 fig. 42, pl. 4 figs. 52, 53, 55, 57, 59 (Panamá, Rio Chagres; Neu Granada; Venezuela; Amazonenstrom [= Rio Amazonas]).
- vonpaulseni*, *Liguus fasciatus*, Young, 1960: 261, figs. 1, 2 (Florida, Monroe Co., Little Torch Key) [HT UF 18865].
- walkeri*, *Liguus fasciatus*, Clench, 1933: 91, pl. 7 figs. 7-9 (Florida, central Everglades, Pinecrest region, hammock no. 9) [HT MCZ 79299].
- wallisi*, *Orthalicus* (*Clathrothalicus*), Strebel, 1909: 150, pl. 22 figs. 348, 354 ([Colombia] westlich von Frontino, Cordillera de las Juntas, 10000').
- wallisianus*, *Bulimus*, Mousson, 1873: 5 [Colombia, Bogotá].
- waltoni*, *Liguus fasciatus*, "Torre" Pilsbry, 1946b: 84 [nomen nudum].
- wintei*, *Liguus fasciatus*, Humes, 1954: 10, figs. 1, 2 (Florida, Dade Co., hammock north of Long Pine Key).
- wrzesniowskii*, *Bulimus* (*Porphyrobape*), Lubomirski, 1880: 721, pl. 55 figs. 7, 8 ([Peru] Tambillo).
- xanthus*, *Liguus fasciatus*, Clench, 1934: 113, pl. 6 fig. 12 (Cuba, Habana Province, between San Nicolas and Güines) [HT MCZ 47380].
- xanthus*, *Zebra hackeri*, Strebel, 1909: 51, pl. 7 fig. 108 ([Mexico] Dos Arroyos bei Acapulco) [HT ZMB 101833].
- yatesi*, *Bulimus*, Pfeiffer, 1855b: 93, pl. 31 fig. 5 (Meobamba, Eastern Peru).
- zayasi*, *Liguus fasciatus*, Jaume, 1952b: 507 (Cuba, Provincia Pinar del Rio, Cabañas, aproximadamente 1 km norte de Laguna Mala Habitación) [HT MBM 21179].
- zebra*, *Buccinum*, Müller, 1774: 138 [nomen inquirendum].
- zebriola*, *Zebra boucardi*, Strebel, 1909: 75, pl. 14 figs. 229, 230 [no type locality].

*zonata*, *Zebra sphinx*, Strebel, 1909: 67, pl. 12 figs. 179, 182 (Brazilien; [Venezuela] Puerto Cabello).

*zoniferus*, *Orthalicus*, Strebel & Pfeffer, 1882: 28, pl. 1 figs. 7a, b, pl. 3 fig. 11, pl. 11 figs. 7-9 (Rancho del Platanillo, unweit Iguaga, Staate Guerrero, Mexico).

*zoniferus*, *Zebra boucardi*, Strebel, 1909: 75, pl. 14 figs. 224, 225 ([Mexico] Tehuantepec).

## SUBFAMILY PLACOSTYLINAE

### SYSTEMATICS

#### **Placostylus (Maoristylus) ambagiosus keenorum** Powell, 1947 (fig. 29)

**Genitalia.** — Penis subcylindrical, passing without external differentiation into the epiphallus. The flagellum is ca. 1/6 the length of the phallus. Spermathecal duct subcylindrical, bearing an elongate-globose spermatheca.

**Material.** — New Zealand, Northland, Spirits Bay (NMW).

#### **Placostylus (Maoristylus) bivaricosus cuniculinsulae** (Cox, 1872)

The type material of this taxon is present in the British Museum (N.H.) and is labelled "Rabbit Is. near Lord Howe's Is." (ex Cox). One specimen is here designated lectotype: shell height 42.0 mm, diameter 20.5 mm (BMNH 1880.12.11.47).

**Redescription.** — Shell perforate, with slightly convex sides, rather thin. Colour yellowish brown with darker brown axial streaks. Surface slightly shining, with the growthlines irregularly thickened. Protoconch with irregular oblong pits. Whorls slightly convex; suture well impressed. Aperture subovate, brownish-blueish coloured inside. Peristome slightly thickened, simple, orange coloured. Columellar margin hardly reflexed and somewhat dilated, orange inside.

#### **Placostylus (Maoristylus) shongi** (Lesson, 1826) (fig. 30)

**Genitalia.** — Penis subcylindrical, relatively thick, swollen at the transition to the epiphallus. The flagellum, which is slightly swollen, is ca. 1/5 the length of the phallus. The vagina is relatively short. The spermathecal duct is sub-

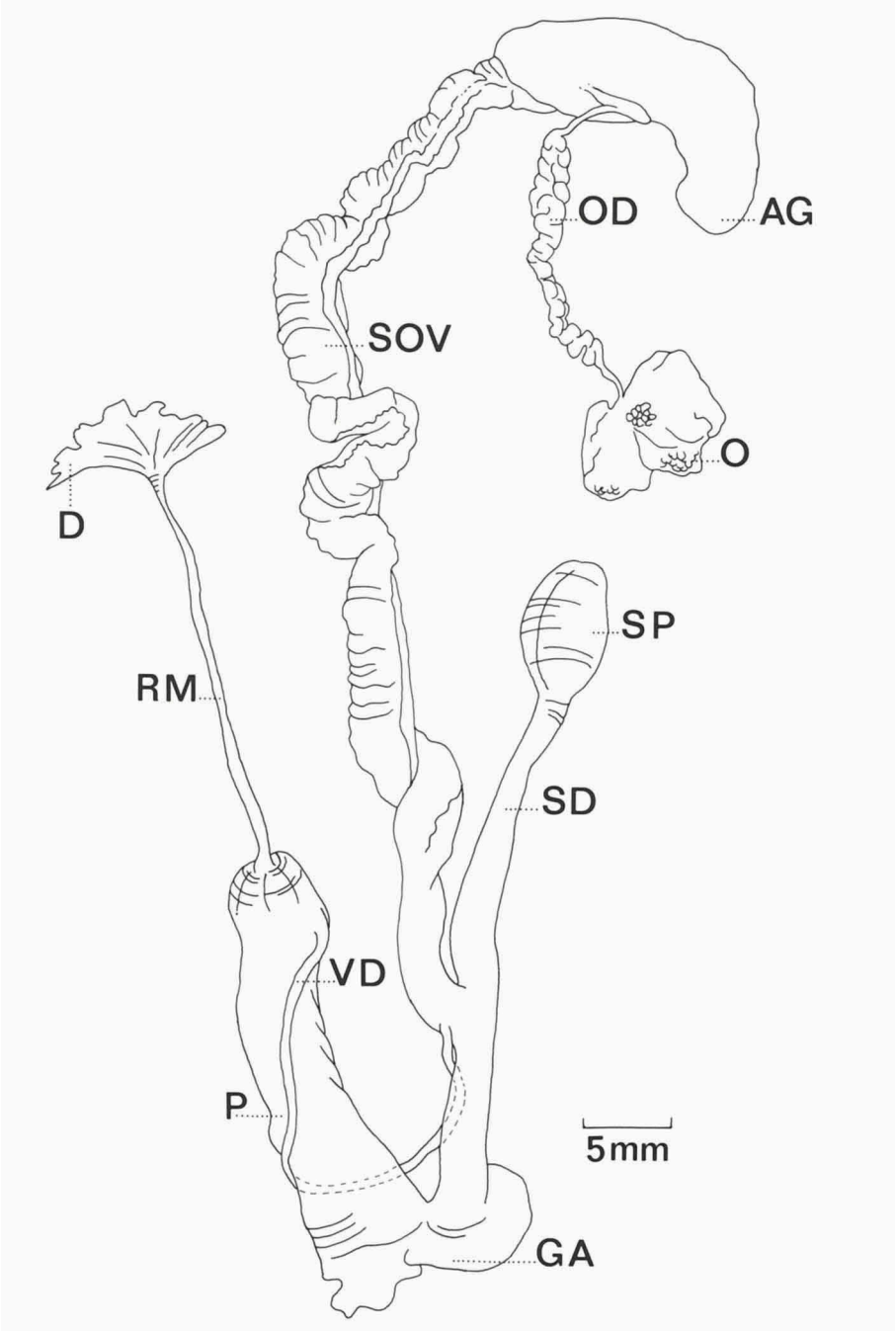


Fig. 29. *Placostylus (Maoristylus) ambagiosus keenorum* Powell, genitalia. New Zealand, Northland, Spirits Bay (NMW).

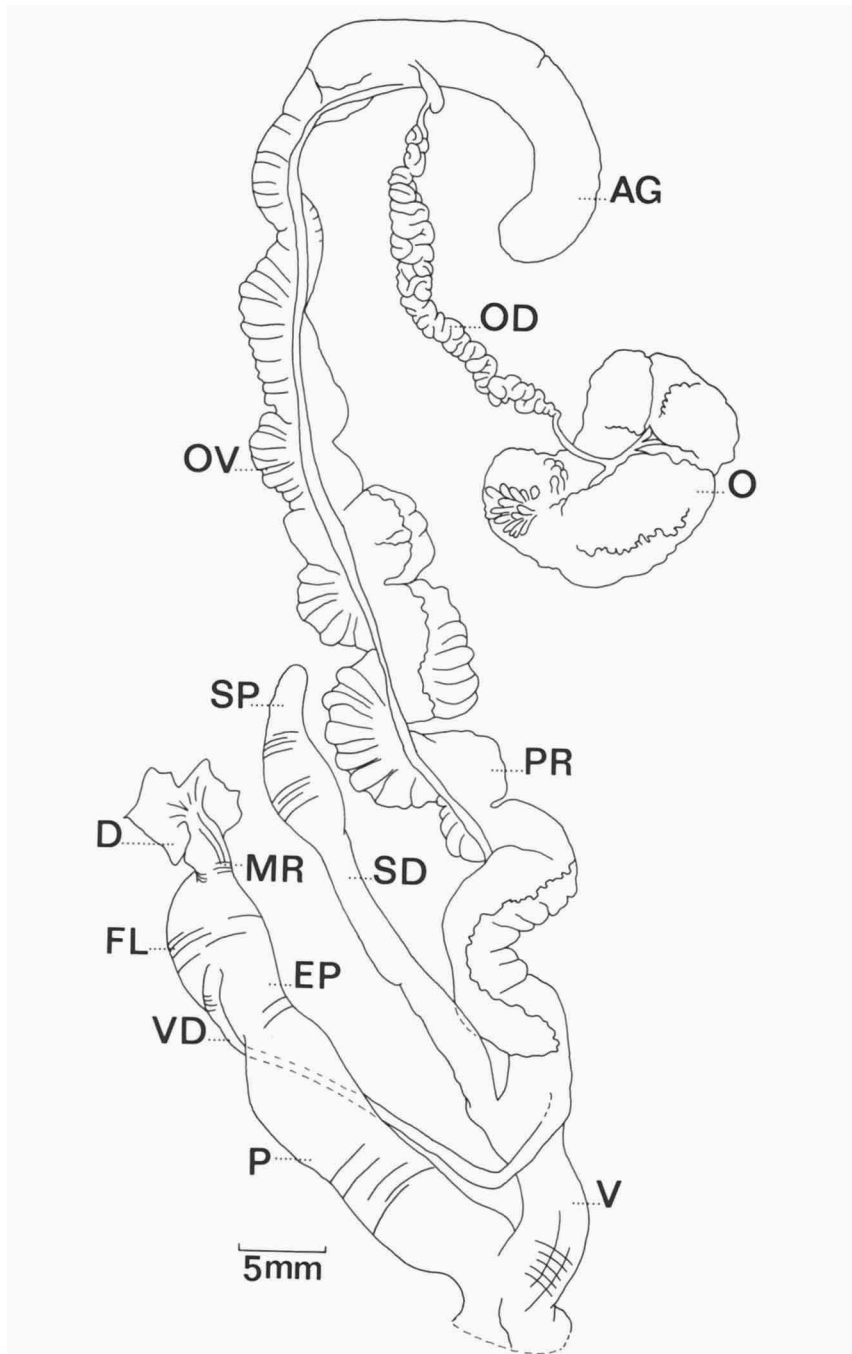


Fig. 30. *Placostylus (Maoristylus) shongii* (Lesson), genitalia. New Zealand, Northland, Whangaruru (NMW).



cylindrical, ca. 1/3 the length of the spermooviduct; the spermatheca is elongate.

Material. — New Zealand, Northland, Whangaruru (NMW).

**Placostylus (Santacharis) salomonis** (Pfeiffer, 1853)

A type specimen of this species is present in the London museum and here designated lectotype: shell height 33.5 mm, diameter 20.5 mm (BMNH 1975234). It is labelled “New Hebrides” (ex Cuming).

*Bulimus pyrostomus* Pfeiffer, 1860, is considered a junior synonym of *B. salomonis* (see Pilsbry, 1900: 70). From among the type specimens preserved in the London museum one specimen is now designated lectotype: shell height 41.5 mm, diameter 22.0 mm (BMNH 1975235). The material is labelled “I. of Eurmanga New Hebrides” [sic, Erromanga] (ex Cuming).

**Placostylus (Santacharis) fuliginus** (Pfeiffer, 1852)

The type material of this species is preserved in the London museum and labelled “Aneiteum”. One specimen is here designated lectotype: shell height 39.0 mm, diameter 21.0 mm (BMNH 1975226). Two paralectotypes are registered 1975227. Specimens of the variety described by Pfeiffer (1859: 363) are also present in the same collection (BMNH 1975228/229).

**Placostylus (Placostylus) eddystonensis** (Pfeiffer, 1855)

A lectotype is here designated from among the type material present in the British Museum (N.H.): shell height 73.5 mm, diameter 36.5 mm (BMNH 1975230). There are two paralectotypes (BMNH 1975231) and the material is labelled “Eddystone Isld, Australian Sea” (ex Cuming).

**Placostylus (Placostylus) falcicula** (Gassies, 1871)

A specimen without locality label but originating from the collection of Gassies is preserved in the London museum and considered a syntype (BMNH 1883.11.10.1174). Its measurements are: shell height 74.5 mm, diameter 36.0 mm.

**Placostylus (Placostylus) fibratus** (Martyn, 1784)

In the London museum type material has been located of the following junior subjective synonyms:

*Bulimus bairdii* Reeve, 1848

The specimen corresponds to Reeve (1848: pl. 43 fig. 272) and is here designated lectotype: shell height 78.0 mm, diameter 34.5 mm (BMNH 1975223).

*Bulimus edwardsianus* Gassies, 1863

One specimen, labelled "Nekété" (ex Gassies ex Marie), is considered a syntype (BMNH 1883.11.10.1172).

*Bulimus fibratus grammica* Crosse, 1870

A specimen originating from the Crosse-collection and collected by Marie is labelled "type de l'auteur", without indication of the locality. The measurements of the specimen are: shell height 112.0 mm, diameter 51.5 mm (BMNH 1929.9.14.5). It is considered a syntype.

*Bulimus infundibulum* Gassies, 1878

One specimen originating from the collection of Gassies and without locality label is here considered a syntype: shell height 75.5 mm, diameter 46.0 mm (BMNH 1883.11.10.1163).

*Bulimus necouensis* Gassies, 1878

A specimen from the Gassies-collection without indication of the locality is considered a syntype. The shell height is 74.0 mm, the diameter 33.0 mm (BMNH 1883.11.10.1175).

*Bulimus ouensis* Gassies, 1870

Under number BMNH 1883.11.10.1167 a syntype is preserved without locality label. The measurements are: shell height 84.0 mm, diameter 39.5 mm (ex Gassies).

*Bulimus pinicola* Gassies, 1870

One specimen, which originates from the collection of Gassies, is preserved without locality label. The measurements are: shell height 93.0 mm, diameter 44.0 mm (BMNH 1883.11.10.1164). The label reads "B. pinicula" (sic).

*Bulimus senilis* Gassies, 1869

A specimen without indication of the locality measures: shell height 127.0 mm, diameter 62.0 mm (BMNH 1883.11.10.1179; ex Gassies).

*Bulimus superfasciatus* Gassies, 1878

One specimen without locality label is considered a syntype. The measurements are: shell height 77.0 mm, diameter 39.5 mm (BMNH 1883.11.10.1165; ex Gassies).

**Placostylus (Placostylus) guestieri** Gassies, 1869

Type material of the junior subjective synonym *Bulimus souvillei gatopensis* Crosse, 1870, has been found in the British Museum (N.H.). The single specimen, which is considered a syntype, has been collected by Marie but is not accompanied by a locality label. The measurements are: shell height 94.5 mm, diameter 55.0 mm (BMNH 1929.9.14.4).

**Placostylus (Placostylus) ouveanus** (Mousson, 1869)

Type specimens of the following junior subjective synonyms are present in the London museum:

*Bulimus aesopeus* Gassies, 1871

One specimen, considered a syntype, without locality label. The measurements are: shell height 50.0 mm, diameter 35.5 mm (BMNH 1883.11.10.1173).

*Bulimus ouveanus alba* Crosse, 1874

One specimen, which may probably be considered the holotype, was collected by Marie at "Siandé". Measurements are: shell height 48.0 mm, diameter 24.5 mm (BMNH 1929.9.14.6).

*Bulimus ouveanus sinistrorsa* Crosse, 1884

One specimen, collected by Marie at "Lifu", may probably be considered the holotype. The measurements are: shell height 49.5 mm, diameter 27.0 mm (BMNH 1929.9.14.8).

**Placostylus (Placostylus) porphyrostomus** (Pfeiffer, 1853)  
(fig. 31)

The holotype of *Bulimus singularis* Morelet, 1857 — a junior subjective synonym of *Placostylus porphyrostomus* — has been traced in the London museum (BMNH 1893.2.4.1530). The measurements of the specimen are: shell height 70.0 mm, diameter 40.5 mm. The material is labelled "Nlle Calédonie".

Genitalia. — Penis without a sheath, broadly subcylindrical, its proximal part relatively slender; passing without external differentiation into the epiphallus, which is subcylindrical and slightly more slender than the penis. Flagellum absent. The retractor muscle, which is distally inserted, is short and relatively broad. The vagina is tapering towards the genital atrium; ca. 1/4 the length of the phallus complex. The spermathecal duct is subcylindrical, its

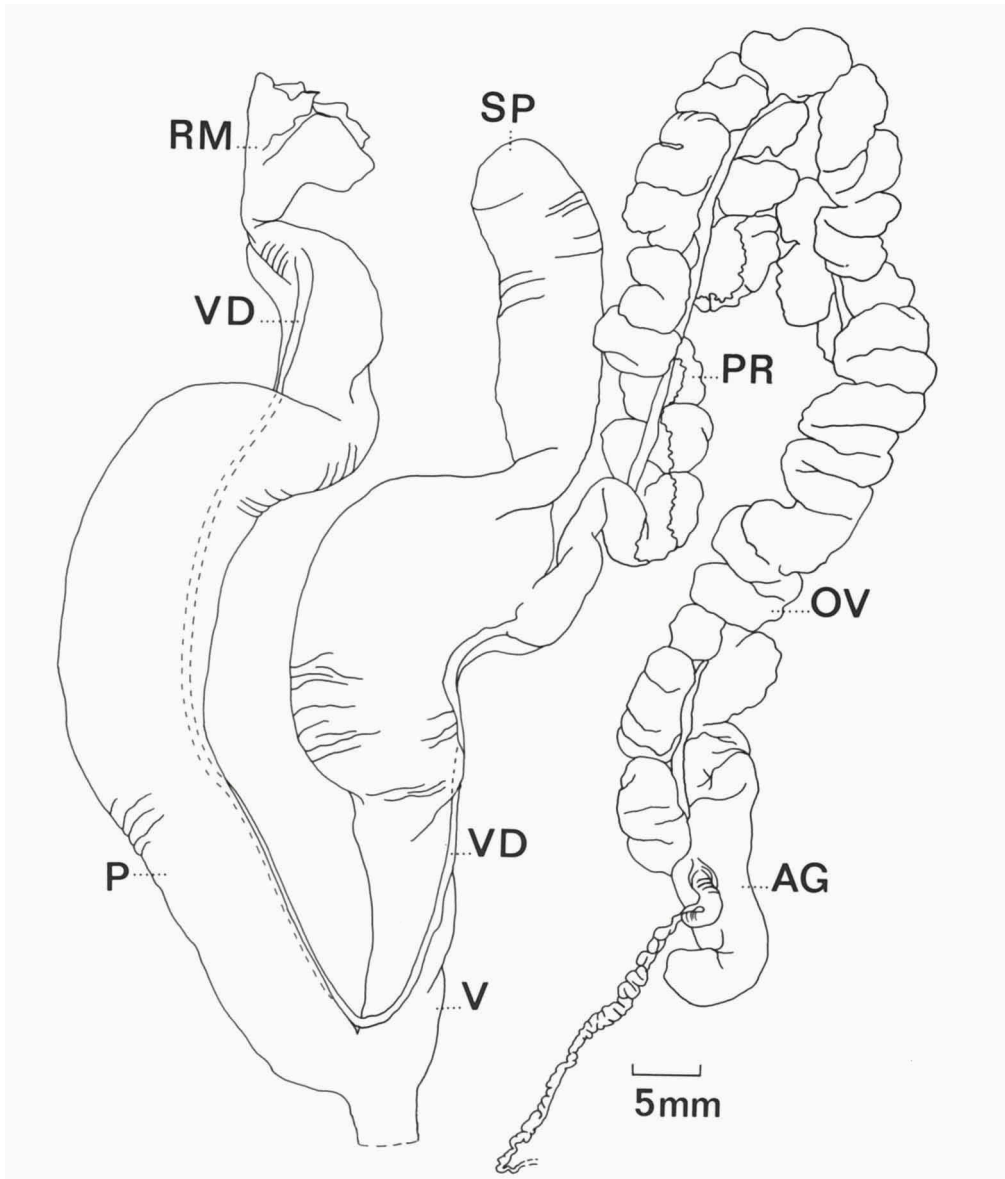


Fig. 31. *Placostylus (P.) porphyrostomus* (Pfeiffer), genitalia. New Caledonia (MNHN).

proximal part about two times as broad as its distal part; about half as long as the spermooviduct. The spermatheca is not clearly demarcated.

Radula. — Central teeth tricuspid, with ovate mesocones and hardly differentiated ectocones. Lateromarginal teeth are dicuspid, with elongate to

lanceolate mesocones and elongate ectocones. The transverse rows are perpendicular to the central length row.

Material. — New Caledonia (MNHN).

**Placostylus (Placostylus) savesi** (Crosse, 1886)

One specimen of this taxon originating from the Crosse-collection is present in the London museum. The measurements are: shell height 57.5 mm, diameter 30.0 mm (BMNH 1929.9.14.7). The specimen was collected by Marie at "Pouembon (N.Cie)" and is here considered a syntype.

**Placostylus (Placostylus) souvillei** (Morelet, 1857)

The original material, labelled "Ste Marie de Balade, Nlle Calédonie", was found in the British Museum (Natural History). The specimen is here designated lectotype: shell height 117.5 mm, diameter 70.0 mm (BMNH 1893.2.4.1529).

**Placostylus (Placocharis) calus** (E. A. Smith, 1891)

Type material of this species is preserved in the London museum. One specimen is designated lectotype: shell height 78.5 mm, diameter 32.5 mm (BMNH 1891.11.3.4). The type material, which also includes two paralectotypes (1891.11.3.5-6), is labelled "Solomon Is." (ex Brazier).

**Placostylus (Placocharis) guppyi** (E. A. Smith, 1891)

Two type specimens of this taxon are present in the British Museum (N.H.). One of these specimens is here designated lectotype: shell height 80.5 mm, diameter 41.0 mm (BMNH 1891.11.6.110). The material is labelled "Solomon Is." (ex Brazier).

**Placostylus (Placocharis) macgillivrayi** (Pfeiffer, 1855)

In the London museum type material of this taxon has been located. One

specimen is here designated lectotype: shell height 58.5 mm, diameter 24.5 mm (BMNH 1975232). The material, which includes two paralectotypes, is labelled "Wanderer Bay, Guadalcanar, Solomons Islds" (ex Cuming ex Macgillivray).

**Placostylus (?Proaspastus) cylindricus** (Fulton, 1907)

The specimen corresponding to the figure of Fulton (1907: pl. 10 fig. 3), is present in the London museum and is considered holotype. The measurements of the specimen are: shell height 71.5 mm, diameter 24.0 mm (BMNH 1907.5.3.160). The material is labelled "Isabel Id., Solomon Ids".

**Aspastus (Callistocharis) subroseus** (Fulton, 1915)

The specimen figured by Fulton (1915: fig.) has been found in the British Museum (N.H.) and is here considered holotype: shell height 44.0 mm, diameter 21.0 mm. The label accompanying this specimen reads: "Viti Ids" [Fiji Islands] (ex Sowerby & Fulton ex Godefroy Museum).

**Aspastus (Poecilocharis) turneri** (Pfeiffer, 1860)

The specimen figured by Pfeiffer (1860: pl. 51 fig. 10) is preserved in the London museum and is considered the holotype. See also Solem, 1959: 137. The measurements of the type specimen are: shell height 33.0 mm, diameter 19.0 mm (BMNH 1975237). The material comprises two paratypes (BMNH 1975238) and is labelled "Euramanga [Erromanga], New Hebrides" (ex Turner).

**Diplomorpha (Quiros) bernieri** (Hartman, 1890)

(fig. 32)

Genitalia. — Penis with a sheath, tapering towards the genital atrium; more or less subcylindrical and passing without external differentiation into the epiphallus, which is slightly more slender. The flagellum is ca. 1/4 the length of the phallus, with a distal retractor muscle. The spermathecal duct is subcylindrical and relatively short (ca. 1/3 the length of the spermoviduct).

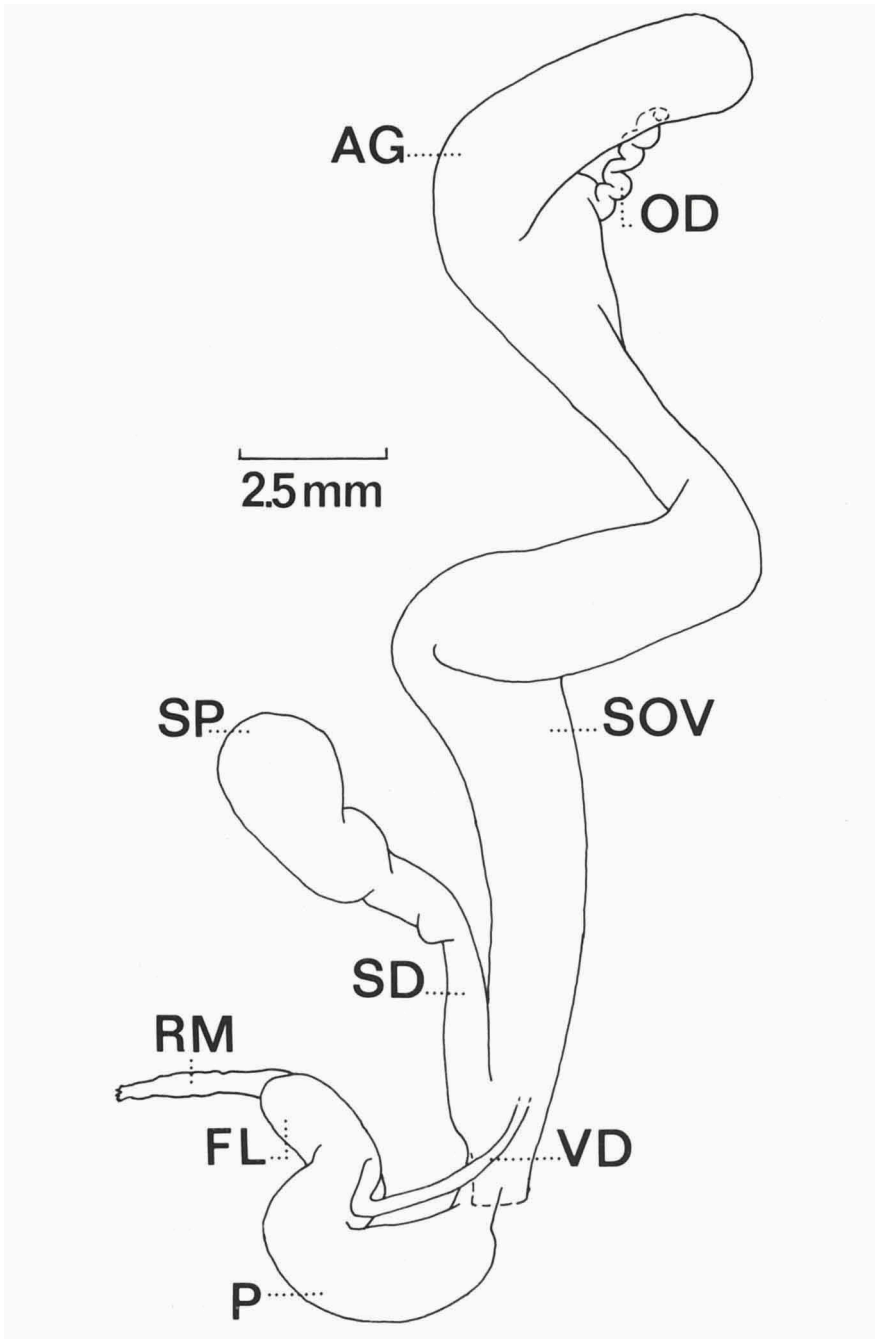


Fig. 32. *Diplomorpha (Quiros) bernieri* (Hartman), genitalia. New Hebrides (BMNH).

The spermatheca is elongate-globose. The vagina is very short.

Material. — New Hebrides (BMNH).

**Diplomorpha (Diplomorpha) delatouri** (Hartman, 1886)

Genitalia. — Penis without a sheath, subcylindrical, with a slight (internal) constriction at the transition to the epiphallus. The vas deferens enters the phallus distally, where also a retractor muscle is inserted. The spermathecal duct is relatively short (ca. 1/3 the length of the spermoviduct), bearing a club-shaped spermatheca.

Material. — New Hebrides (BMNH).

CATALOGUE

- abbreviata*, *Bulimus porphyrostomus*, Gassies, 1871: 77 ([New Caledonia] le Sud, depuis Bourail . . . jusqu'à Goro).
- abbreviata*, *Bulimus submariei*, Souverbie, 1869: 273 (Bonde, Novae Caledoniae).
- abbreviatus*, *Bulimus*, Gassies, 1871: 192 (probablement le sud de la Nouvelle Calédonie).
- aesopeus*, *Bulimus*, Gassies, 1871: 87 (Ile des Pins, sud de la Nouvelle Calédonie) [HT BMNH 1883.11.10.1173].
- alba*, *Bulimus guestieri*, Gassies, 1871: 75 (L'île Ouvea, Loyalty, archipel de la Nouvelle-Calédonie, Mont d'Or).
- alba*, *Bulimus ouveanus*, Crosse, 1874b: 109 (Siandé, Novae Caledoniae) [HT BMNH 1929.9.14.6].
- alba*, *Partula layardi*, Brazier, 1890: 80 [no type locality].
- albersi*, *Placostylus*, Dautzenberg & Bouge, in Dautzenberg, 1923: 146 (new name for *Bulimus eximius* Alber, 1857, not Reeve, 1842).
- albina*, *Placostylus porphyrostomus*, Dautzenberg, 1923: 147 (Nouvelle Calédonie).
- albino*, *Placostylus elobatus*, Pilsbry, 1900: 106, pl. 43 fig. 5 (Viti [= Fiji] Isl., Vanua Levu) [LT ANSP 8403a].
- albolabris*, *Bulimus (Aspustus) miltocheilus*, Brazier, 1895: 570 (San Christoval and Santa Anna [Solomon Islands]).
- alboroseus*, *Bulimus*, Gassies, 1871: 189 (l'île Alcmène, Nouvelle Calédonie, Lifou et Maré, Loyalty).
- alexander*, *Bulimus*, Crosse, 1855a: 34 (Novam Caledoniam) [HT MNHN].
- alienus*, *Placostylus*, Pilsbry, 1893: 116 (New Hebrides) [HT ANSP 62431].
- alticola*, *Diplomorpha layardi*, Ancey, 1889: 266 (l'île de Vate, Nouvelles Hébrides).
- ambagiosus*, *Placostylus hongii*, Suter, 1906: 253, pl. 8 ([New Zealand] Cape Maria van Diemen [Island; teste Powell, 1947]) [HT NZGS].
- annectens*, *Placostylus ambagiosus*, Powell, 1938: 148, pl. 34 figs. 2-6 ([New Zealand, North Island] Unuwahao, 900 feet, on track between Spirits Bay and Tom Bowling Bay) [HT AUM].
- annibal*, *Bulimus*, Souverbie, 1869b: 416 (Bonde, Novae Caledoniae).
- arbutus*, *Placostylus (Basileostylus) bollonsi*, Powell, 1948: 289, pl. 55 figs. 6, 7 ([New Zealand, Three Kings Islands] Great Island, SW seaward slope just south of Crater Head) [HT AUM].
- arenosus*, *Bulimus*, Gassies, 1878: 333 (Lifou, I. Loyalty).
- artus*, *Placostylus (Placocharis)*, Clapp, 1923: 410, pl. 4 figs. 7, 8 (Solomon Islands, Florida Id.) [HT MCZ 32448].



- aukiensis*, *Placostylus* (*Placocharis*) *hargravesi*, Clapp, 1923: 409 (Solomon Islands, Malaita Id., Auki) [HT MCZ 32442].
- aurantiaca*, *Auricula*, Schumacher, 1817: 228 [no type locality].
- auriculata*, *Placostylus caledonicus*, Dautzenberg & Bouge, in Dautzenberg, 1923: 148 (Forêt du Mt Ignambi, au dessus d'Oubatche, 500 m altitude).
- aurisbovina*, *Bulimus*, Reeve, 1848: pl. 30 fig. 185 (Eastern Islands).
- aurisbovina*, *Bulimus*, Petit, 1853: 403 [not Reeve, 1848; indication; no type locality].
- aurisbovinus*, *Helix*, Férussac, 1821: 57 [indication] (les îles de la mer du Sud?).
- aurismalchi*, *Voluta*, Gmelin, 1791 [1788-1792]: 3437 (Nova Caledonia).
- aurismidae*, *Bulimus*, Reeve, 1848: pl. 28 fig. 170 (New Caledonia).
- australis*, *Voluta*, Dillwyn, 1817: 500 (New Holland, New Caledonia).
- bairdii*, *Bulimus*, Reeve, 1848: pl. 43 fig. 272 [no type locality] [LT BMNH 1975223].
- bavayi*, *Bulimus*, "Crosse & Marie" Crosse, 1868: 161, pl. 8 fig. 1 (monte Mou, N-O. de Nouméa, Novae Caledoniae).
- bernieri*, *Bulimus*, Hartman, 1890: 284, pl. 3 fig. 2 ([New Hebrides, Espiritu Santo] Segou Island [= Segond Channel]).
- bicolor*, *Charis*, Hartman, 1889: 91, pl. 5 figs. 1, 1a (Aura Island, N. Hebrides [Segond Channel, Espiritu Santo; teste Solem, 1959]) [HT CM 62.4683].
- bivariocosus*, *Bulimus*, Gaskoin, 1855: 152, pl. 29 figs. 4, 5 (insula Lord Howe).
- bollonsi*, *Placostylus*, Suter, 1908: 341, figs. 1-3, pl. 25 figs. a-c (Great King Island) [PT SMF].
- bondeensis*, *Bulimus*, Crosse & Souverbie, 1869: 270, pl. 8 fig. 1 (Bonde, Novae Caledoniae).
- bootis*, *Bulimus*, Menke, 1830: 26 [indication].
- bouliariensis*, *Bulimus*, Souverbie, 1869b: 417 ([New Caledonia] Boulari).
- bourailensis*, *Placostylus fibratus*, Cockerell, 1929: 74, pl. 2 figs. 4, 5, 6 (Bourail, S. from Mueo off the westcoast of New Caledonia) [HT ANSP 146883].
- bovinus*, *Bulimus*, Bruguière, 1792: 345 (Nouvelle Hollande).
- brazieri*, *Diplomorpha*, Hartman, 1889: 93, pl. 5 fig. 6 ([New Hebrides] Aura Island [= Aore]) [HT CM 62.4677].
- buccalis*, *Bulimus*, Gassies, 1870: 141 (Insula Ouen, Novae Caledoniae).
- bulbulus*, *Bulimus*, Gassies, 1871: 193 (les environs de Nouméa, de Concepcion, Baie de Sud, etc., fossile à l'île des Pins).
- caledonicus*, *Bulimus*, Petit, 1845: 53 (Nouvelle Calédonie).
- calus*, *Placostylus*, E. A. Smith, 1891: 489, pl. 40 fig. 7 (Solomon Islands) [LT BMNH 1891.11.3.4].
- candida*, *Bulimus pancheri*, Crosse, 1872: 226 (Nova Caledonia).
- caperatus*, *Placostylus* (*Basileostylus*) *bollonsi*, Powell, 1948: 289, pl. 55 figs. 4, 5 ([New Zealand, Three Kings Islands] Great Island, NW landing slope, 500 ft.) [HT AUM].
- carbonarius*, *Bulimus*, Gassies, 1871: 191 (l'île des Pins, Nouvelle Calédonie).
- chrysochila*, *Bulimus pseudocaledonicus*, Crosse, 1870: 243 (Gatope, Novae Caledoniae).
- cicatricosus*, *Bulimus*, Gassies, 1871: 72 (Kanala, Nouvelle Calédonie).
- cicatricosus*, *Placostylus*, Kobelt, 1891: 90, pl. 22 fig. 3 [not Gassies, 1871] (Neucaledonien) [HT SMF 9405].
- clenchi*, *Placostylus* (*Eumecostylus*) *cleryi*, Jaeckel & Schlesch, 1952: 155, pl. 6 fig. 1 ([Solomon Islands] Gela, Guadalcanar).
- cleryi*, *Bulimus*, Petit, 1850: 56, pl. 4 fig. 1 (îles Salomon).
- colorata*, *Bulimus mageni*, Crosse, 1870b: 244 (dans le voisinage de Noumea, Novae Caledoniae).
- colubrinus*, *Bulimus*, Pfeiffer, 1860: 138, pl. 51 fig. 4 (New Caledonia).
- confusus*, *Placostylus guestieri*, Pilsbry, 1900: 52, pl. 21 fig. 48 (new name for *cicatricosus* Kobelt, not Gassies).
- consobrinus*, *Placostylus ambagiosus*, Powell, 1938: 149, pl. 34 figs. 7, 8 ([New Zealand, North Island] northeastern side of extreme northwestern Cape Maria van Diemen mainland) [HT AUM].
- constricta*, *Bulimus porphyrostomus*, Crosse, 1864: 119 (la Nouvelle Calédonie) [nomen nudum].
- corpulentus*, *Bulimus*, Gassies, 1871: 183 (Fossile à l'île des Pins et à l'îlot Koutoumo) [ST BMNH 1883.11.10.1178].

- coxiana*, *Placostylus*, Pilsbry, 1900: 118, pl. 72 figs. 13, 14 (New name for *Diplomorpha coxi* Hartman, not *Bulimus coxi* Pease).
- coxi*, *Bulimus* (?*Borus*), Pease, 1871: 197 (Solomon Island) [HT MCZ 86495].
- coxi*, *Diplomorpha*, Hartman, 1891: 571, pl. 21 figs. 1, 3, 6 (New Hebrides, Aneiteum) [HT AM].
- crassa*, *Bulimus alexander*, Crosse, 1870b: 243 (Ouagap, Novae Caledoniae).
- crassus*, *Placostylus fibratus*, Kobelt, 1891: 85, pl. 20 fig. 3 (Fichteninsel) [HT SMF 9397].
- crassilabrum*, *Bulimus*, Garrett, 1872: 233, pl. 18 fig. 5 (Vanna Levu Id., Viti [Fiji] Isles).
- crassilabris*, *Placostylus rugatus*, Garrett, 1887: 183 [emendation for *crassilabrum* Garrett].
- cuniculinsulae*, *Bulimus*, Cox, 1872b: 19, pl. 4 fig. 3 (Pacific Ocean, near Lord Howe's Island, Rabbit Island) [LT BMNH 1880.12.11.47].
- cuniculoides*, *Bulimus bivaricosus*, Brazier in Etheridge, 1889: 30 [emendation for *cuniculinsulae* Cox] (Pacific Ocean, near Lord Howe's Island, Rabbit Isl.).
- curta*, *Bulimus mariei*, Souverbie, 1869: 274 (Gatope, Novae Caledoniae).
- curta*, *Placostylus layardi*, Crosse, 1894: 293, pl. 9 fig. 2 (Coumac, Nouvelle Calédonie).
- cylindricus*, *Placostylus (Euplacostylus)*, Fulton, 1907: 154, pl. 10 fig. 3 (Solomons, Isabel Island) [HT BMNH].
- danieli*, *Bulimus*, Crosse, 1855b: 84, pl. 4 figs. 4, 5 (Novam Caledoniam).
- debeauxi*, *Bulimus*, Gassies, 1871: 184 (l'île des Pins [New Caledonia]).
- delatouri*, *Partula (Diplomorpha)*, Hartman, 1886: 35, pl. 2 fig. 19 (Aura Island, Malo Pass, Santo Espirito Group [New Hebrides]) [LT CM 62.4680].
- dentata*, *Bulimus pseudocaledonicus*, Gassies, 1871: 81, pl. 7 fig. 2 (L'île Art, la Nouvelle Calédonie).
- duplex*, *Bulimus*, Gassies, 1871: 64 (Ile Nou, Nouvelle Calédonie).
- dupuyi*, *Placostylus*, Kobelt, 1891: 43, pl. 10 figs. 2-4 (Neucaledonien) [HT SMF 9380].
- eddystonensis*, *Bulimus*, Pfeiffer, 1855a: 8 (Eddystone Island, Australian Seas) [LT BMNH 1975230].
- edentula*, *Bulimus bondeensis*, Crosse & Souverbie, 1869: 270, pl. 8 figs. 1a, b (Bonde, Novae Caledoniae).
- edentula*, *Bulimus caledonicus*, Brazier, 1881: 190 (Coumac or Kumac, west coast of New Caledonia).
- edwardsianus*, *Bulimus*, Gassies, 1863: 40, pl. 4 fig. 2 (Nekete, Kanala, l'île Nu, l'île Pôt [New Caledonia]) [HT BMNH 1883.11.10.1172].
- elata*, *Placostylus porphyrostomus*, Dautzenberg, 1923: 148 (Nouvelle Calédonie, St. Vincent).
- elongata*, *Bulimus fibratus*, Gassies, 1871: 58 (Ile des Pins, la Nouvelle Calédonie).
- elongata*, *Bulimus servaini*, Euthyme, 1885: 245 (Nouvelle Calédonie, Ile des Pins).
- etheridgei*, *Bulimus (Eurytus)*, Brazier in Etheridge, 1889: pl. 5 figs. 1, 2, 7, 8 [no type locality].
- eximius*, *Bulimus*, Reeve, 1842: 81, pl. 173 fig. 2 (new name for *Plekocheilus gracilis* Broderip, not *Bulimus gracilis* Lea).
- eximius*, *Bulimus*, Albers, 1857: 96 (Nova Caledonia) [not *eximius* Reeve].
- falcicula*, *Bulimus*, Gassies, 1871: 190 (Baie de Sud, Nouvelle Calédonie) [ST BMNH 1883.11.10.1173].
- fibratus*, *Bulimus*, Gray in Dieffenbach, 1843: 247 [excl. synonymy].
- fibratus*, *Limax*, Martyn, 1784: pl. 25 [no type locality].
- founaki*, *Bulimus*, Hombron & Jacquinot in Rousseau, 1854: pl. 8 figs. 13-15 (îles Salomon).
- foxi*, *Placostylus (Eumecostylus)*, Clench, 1950: 3, figs. 1, 2 (Solomon Islands, western end of San Cristobal Island, Heuru) [HT MCZ 187121].
- francoisi*, *Placostylus (Charis)*, Mabile, 1895: 410 (Nouvelles Hébrides) [LT MNHN].
- fraterculus*, *Placostylus cleryi*, B. Rensch in I. & B. Rensch, 1934: 452 (Salomonen, Guadalcanar, Domma).
- fulguratus*, *Bulimus*, Jay, 1842: 80 (une des îles de l'océan Pacifique) [LT MNHN].
- fuliginus*, *Bulimus*, Pfeiffer, 1853a: 301 (insulis Novis Hebridibus).
- gardneri*, *Placostylus (Maoristylus) ambagiosus*, Powell, 1951b: 135, pl. 28 fig. 8 ([New Zealand, North Island] Tom Bowling Bay) [HT AUM].

- garretti*, *Placostylus*, Pilsbry, 1900: 103, pl. 44 figs. 16-18 [no type locality; LT ANSP 264179a].
- gatopensis*, *Bulimus souvillei*, Crosse, 1870b: 242 (Gatope, Novae Caledoniae) [ST BMNH 1929.9.14.4].
- gaudryanus*, *Bulimus*, Gassies, 1878: 335 (Ouagap, Nekété, Nouvelle Calédonie).
- goroensis*, *Bulimus*, Souverbie in Souverbie & Montrouzier, 1870: 76 (Goro, Novae Caledoniae).
- goulvainensis*, *Placostylus*, Kobelt, 1891: 109, pl. 26 figs. 5, 6 (Cap Goulvain) [HT NMWC].
- goyettensis*, *Placostylus poyensis*, Crosse, 1894: 276, pl. 8 fig. 5 (Goyetta, près Koné, Nouvelle Calédonie).
- gracilis*, *Plekocheilus*, Broderip, 1841: 182 (in insulis Feejee?).
- grammica*, *Bulimus fibratus*, Crosse, 1870b: 242 (Nova Caledonia) [ST BMNH 1929.9.14.5].
- guanensis*, *Bulimus*, Garrett, 1872: 235, pl. 18 fig. 8 (Guan Isl., Viti [= Fiji] Isles).
- guestieri*, *Bulimus*, Gassies, 1869: 72 (insula Ouvea, Loyalty).
- guppyi*, *Placostylus*, E. A. Smith, 1891: 489, pl. 40 fig. 6 (Solomon Islands) [LT BMNH 1891.11.6.110].
- hancoxi*, *Placostylus (Maoristylus) ambagiosus*, Powell, 1951b: 136, pl. 28 fig. 3 ([New Zealand, North Island] near crest of second coastal ridge NW of Maukin's Nook, between Waikuku Beach and Parengarenga Harbour) [HT AUM].
- hargravesi*, *Bulimus*, Cox, 1871: 323, pl. 34 fig. 3 (Treasury Island, Solomon Islands) [HT BMNH 1880.12.11.43].
- hartmanni*, *Placostylus (Charis)*, Kobelt, 1891: 78, pl. 18 figs. 7-9 (Aura [Aore] Island, Neuen Hebriden).
- hebridarum*, *Placostylus (Charis)*, Mabille, 1895: 410 (Nouvelles Hébrides) [LT MNHN].
- heimburgi*, *Placostylus hargravesi*, Kobelt, 1891: 38, pl. 8 figs. 6, 7 (Treasury Island, Insel der Salomonen).
- heterostylus*, *Placostylus*, Pilsbry, 1900: 72, pl. 7 figs. 11, 12 (New Hebrides) [LT ANSP 8364].
- hienguensis*, *Bulimus* Crosse, 1875b: 218, pl. 8 fig. 3 (à Hienguén et à Ouagap, Nouvelle-Calédonie).
- hinemoa*, *Placostylus (Maoristylus) ambagiosus*, Powell, 1947: 182, pl. 20 figs. 4-6 ([New Zealand] Cape Maria van Diemen Island) [HT AUM].
- hobsoni*, *Bulimus (Placostylus)*, Cox, 1892: 567, pl. 20 figs. 2, 3 (Solomon Islands, Malanta [Malaita] Island).
- hombroni*, *Bulimus*, Crosse, 1871b: 178 [indication].
- houailouensis*, *Placostylus*, Dautzenberg, 1901b: 301, pl. 8 figs. 4, 5 (Houailou, Nouvelle-Calédonie).
- hoyti*, *Bulimus*, Garrett, 1872: 234, pl. 18 fig. 7 ([Fiji Islands] Vanua Levu, southward of Natawa Bay).
- hybrida*, *Placostylus pseudocaledonicus*, Kobelt, 1891: 93, pl. 22 fig. 6 (halbinsel Pouen an der Westküste von Neucaledonien) [HT SMF 9424].
- imbricatus*, *Bulimus*, Gassies, 1871: 187 (Baie Boulari, Nouvelle Calédonie).
- incerta*, *Placostylus pseudocaledonicus*, Crosse, 1894: 281 [indication; HT SMF 9420].
- infundibulum*, *Bulimus*, Gassies, 1878: 337 [no type locality; "monstruosité de *fibratus*"] [HT BMNH 1883.11.10.1163].
- insignior*, *Bulimus*, Euthyme, 1885: 242 (Ile des Pins, Nouvelle Calédonie).
- insignis*, *Bulimus*, Petit, 1850: 57, pl. 3 fig. 1 (Nouvelle Calédonie).
- intermedia*, *Bulimus pseudocaledonicus*, Crosse, 1867a: 193 (in insula Art et in loco "Balade" dicto, Novae Caledoniae).
- kanalensis*, *Bulimus souvillei*, Crosse, 1869a: 69 (Kanala, Novae Caledoniae).
- kantavuensis*, *Bulimus*, Crosse, 1870b: 250 (insula Kantavu, Archipel Viti).
- keenorum*, *Placostylus (Maoristylus) ambagiosus*, Powell, 1947: 186, pl. 22 figs. 1-5 ([New Zealand, North Island] eastern slope of Maungapiko, eastern end of Spirits Bay, 50-150 feet) [HT AUM].
- kirakiraensis*, *Placostylus sanchristovalensis*, B. Rensch in I. & B. Rensch, 1934: 452 (Salomonen, San Christoval, Kira Kira).

- knoblauchii*, *Placostylus fibratus*, Kobelt, 1891: 15, pl. 3 fig. 1 (Neucaledonien) [HT SMF 9395].
- koroensis*, *Bulimus*, Garrett, 1872: 236, pl. 18 fig. 9 (Koro Isl., Viti Isles [Fiji Isl.]).
- kreftii*, *Bulimus* (*Charis*), Cox, 1872b: 19, pl. 4 fig. 4 (Solomon Islands).
- kumacensis*, *Placostylus* (*P.*) *fibratus*, Pain, 1958: 276, pl. 8 (New Caledonia, near Kumac, on NW coast in the Tiebago Mountains at 1,250 feet) [HT collection Pain].
- lactea*, *Placostylus loyaltiensis*, Crosse, 1894: 296 [no type locality].
- lalannei*, *Bulimus*, Gassies, 1871: 185 (Boulari [New Caledonia]).
- lamberti*, *Bulimus*, Gassies, 1869: 72 (insula Ouvea, Uvea, Loyalty).
- layardi*, *Diplomorpha*, Ancey, 1884: 344 [no type locality].
- layardi*, *Placostylus*, Kobelt, 1891: 110, pl. 27 figs. 1, 2 (Tie-baghi, Neucaledonien) [HT NMWC].
- leoni*, *Placostylus* (*Placostylus*), Haas, 1935: 189, fig. 5 (Neucaledonien, Pointe d'Artillerie bei Nouméa) [HT SMF 9358].
- lesleyae*, *Placostylus* (*Maoristylus*) *ambagiosus*, Powell, 1947: 184, pl. 21 figs. 4-6 (New Zealand, North Island] Taputaputa Bay, east of Cape Te Reinga) [HT AUM].
- lessoni*, *Bulimus*, Petit, 1853: 404, pl. 11 fig. 6 (Nouvelle Calédonie).
- leucolenus*, *Placostylus*, Crosse, 1895: 80, pl. 5 fig. 6 (Iles des Pins [New Caledonia]).
- leucostoma*, *Bulimus alexander*, Crosse, 1874b: 108 (Nova Caledonia).
- leucostoma*, *Placostylus alexander*, Kobelt, 1891: 29 (Ouagap, Neucaledonien) [HT NMWC].
- lifouana*, *Bulimus ouveanus*, Crosse, 1869b: 180 (Lifou, insularum Loyalty [New Caledonia]).
- loyaltiensis*, *Bulimus*, Souverbie, in Souverbie & Montrouzier, 1879: 25, pl. 3 fig. 1 (insula Mare, Archip. Loyalty).
- luteomarginata*, *Leucocharis loyaltiensis*, Dautzenberg, 1923: 149 (Maré [Loyalty Islands]).
- macfarlandi*, *Bulimus* (*Eumecostylus*), Brazier, 1875: 4 (Solomon Archipelago).
- macfarlandi*, *Placostylus*, Kobelt, 1891: 33, pl. 8 figs. 2, 3 [not Brazier; corrected on page 67 to *founaki* Hombron & Jacquinet].
- macgillivrayi*, *Bulimus*, Pfeiffer, 1855c: 108, pl. 32 fig. 2 (Wanderer Bay, Guadalcanar, Solomon's Islands) [LT BMNH 1975232].
- magenii*, *Bulimus*, Gassies, 1856: 181, pl. 6 fig. 5 (Nouvelle-Calédonie).
- major*, *Bulimus guestieri*, Gassies, 1871: 192 (le Mont d'Or, S-O Nouvelle-Calédonie).
- major*, *Bulimus duplex*, Gassies, 1871: 64 (l'île Alcmène, au Sud, près de l'île des Pins [New Caledonia]).
- malleatus*, *Bulimus*, Jay, 1842: 80 (une des îles de l'océan Pacifique) [LT MNHN].
- manni*, *Placostylus* (*Placocharis*), Clapp, 1923: 411, pl. 5 figs. 1, 2 (Solomon Islands, Malaita Id., Auki) [HT MCZ 32437].
- manugiensis*, *Placostylus miltocheilus*, B. Rensch in I. & B. Rensch, 1934: 453 (Salomonen, San Christoval, Manugia).
- mareana*, *Bulimus fibratus*, Crosse, 1870b: 242 (Maré, insularum Loyalty).
- mariei*, *Bulimus*, Crosse & Fischer in Crosse, 1867a: 187, pl. 7 figs. 1, 2, 3 (in loco "Gatope", Nouvelle-Calédonie [west coast between Goïnen and Kumak]).
- mbengensis*, *Placostylus* (*Euplacostylus*) *seemanni*, Cooke, 1942: 92, figs. 2a, b (Fiji Islands, Mbenga Isl., near village of Naceva) [HT BBM 10032].
- mendanae*, *Placostylus scottii*, Kobelt, 1891: 133, pl. 32 figs. 6, 7 (Salomonen) [ST SMF].
- michiei*, *Placostylus* (*Maoristylus*) *ambagiosus*, Powell, 1951b: 134, pl. 28 fig. 1 (New Zealand, North Island] North Cape, Kerr Point) [HT AUM].
- miltocheilus*, *Bulimus*, Reeve, 1848: pl. 49 fig. 322 (San Christoval, southeastern island of Solomon's Group).
- minor*, *Bulimus* (*Aspustus*) *miltocheilus*, Brazier, 1895: 570 (Ulana or Ulaua or Contrariété Island).
- minor*, *Bulimus servaini*, Euthyme, 1885: 245 (Nouvelle Calédonie, Ile des Pins).
- minor*, *Placostylus palmarum*, Kobelt, 1891: 42, pl. 9 figs. 6-9 [San Cristobal, Salomonen; teste Zilch, 1972; HT SMF 26308].
- monackensis*, *Placostylus duplex*, Crosse, 1887: 305 (insula Monack, Novae Caledoniae).
- monozona*, *Bulimus mageni*, Crosse, 1870b: 244 (dans le voisinage de Noumea, Novae Caledoniae).
- morosus*, *Bulimus*, Gould, 1846: 190 (Feejee Islands).

- mosesi*, *Placostylus fibratus*, Pain, 1955: 14, fig. 4 (New Caledonia, in the vicinity of Goro).
- nana*, *Placostylus porphyrostomus*, "Rossiter" Dautzenberg, 1923: 148 (Nouvelle Calédonie, Ile des Pins).
- neckliaiensis*, *Placostylus mariei*, Kobelt, 1891: 116, pl. 28 figs. 5, 6 (Neckliai, Westküste von Neucaledonien) [HT NMWC].
- necouensis*, *Bulimus*, Gassies, 1871: 191 (Nécoué, baie Lebris, Nouvelle Calédonie) [ST BMNH 1883.11.10.1175].
- neozelanicus*, *Placostylus bovinus*, "Pfr." Hutton, 1884: 190 [emendation for *novoseelandicus* Pfeiffer].
- nigra*, *Bulimus pseudocaledonicus*, Gassies, 1871: 82, pl. 3 fig. 7 (Ile Art [New Caledonia]).
- nigricans*, *Bulimus souvillei*, Crosse, 1864: 111 [no type locality].
- normalis*, *Bulimus fibratus*, Crosse, 1864: 113, 116 (la Nouvelle-Calédonie).
- novoseelandicus*, *Bulimus*, Pfeiffer, 1861c: 149 (Wangaruru bei der "Bay of Islands").
- nyapagonis*, *Placostylus duplex*, Pilsbry, 1900: 60, pl. 30 figs. 45, 46 (New Caledonia, Nyapagio, Bourail).
- ochrostoma*, *Bulimus*, Garrett, 1872: 232, pl. 18 fig. 3 (Viti Islands [= Fiji], Tavinni Island).
- odhneri*, *Placostylus (Santacharis?) salomonis*, Jaeckel & Schlesch, 1952: 156, pl. 6 fig. 3 ([Solomon Islands] Santa Cruz Island, Queen Charlotte Islands).
- orientalis*, *Placostylus cicatricosus*, Kobelt, 1891: 90, pl. 22 figs. 1, 2 (Neucaledonien) [HT SMF 9404].
- ouagapensis*, *Bulimus alexander*, Crosse, 1869b: 179 (Ouagap, Novae Caledoniae).
- ouensis*, *Bulimus*, Gassies, 1870: 142 (Insula Ouen, Novae Caledoniae) [ST BMNH 1883.10.11.1167].
- ouveanus*, *Bulimus*, "Dotzauer" Mousson, 1869: 60, pl. 4 figs. 4, 4a (île d'Ouvéa [Loyalty Islands]).
- ovalis*, *Placostylus fibratus*, Kobelt, 1891: 88, pl. 21 fig. 1 (Fichteninsel) [HT SMF 9392].
- ovata*, *Placostylus fibratus*, Crosse, 1894: 253 (new name for *Bulimus aurismidae* Reeve, not Chemnitz).
- paeteli*, *Placostylus*, Kobelt, 1891: 65, pl. 16 figs. 1, 2 (Viti [Fiji] Inseln).
- pala*, *Bulimus pseudocaledonicus*, Gassies, 1871: 82 (L'île Art [New Caledonia]).
- paletuvianus*, *Bulimus*, Gassies, 1859: 370 (sud de la Nouvelle Calédonie).
- pallidula*, *Placostylus fibratus*, Crosse, 1894: 253 [indication].
- palmarum*, *Bulimus*, Mousson, 1869: 62, pl. 4 fig. 5 (Makite, île de Saint Christoval, Nouvelles Hébrides [sic, Solomon Islands]) [LT ZMUZ].
- pancheri*, *Bulimus*, Crosse, 1870a: 137 (Boulari, [dans les montagnes], Novae Caledoniae).
- pandora*, *Placostylus (Maoristylus) ambagiosus*, Powell, 1951b: 137, pl. 28 fig. 4 ([New Zealand, North Island] 3/4 mile west of Pandora) [HT AUM].
- paraspiritus*, *Placostylus (Maoristylus) ambagiosus*, Powell, 1951b: 137, pl. 28 fig. 7 ([New Zealand, North Island] . . . about one mile south of Cape Maria van Diemen) [HT AUM].
- paravincinianus*, *Placostylus*, B. Rensch in I. & B. Rensch, 1934: 451 (Salomonen, Guadalcanar, Aola).
- paravicinii*, *Placostylus miltocheilus*, B. Rensch in I. & B. Rensch, 1934: 453 (Salomonen, San Christoval, Wai Beroni).
- patens*, *Bulimus*, Gassies, 1871: 190 (Boulari [New Caledonia]).
- patula*, *Placostylus alexander*, Kobelt, 1891: 115, pl. 28 fig. 1 (Kanala [New Caledonia]).
- peasei*, *Partula*, Cox, 1872a: 644, pl. 52 fig. 2 (Solomon Islands).
- peculiaris*, *Placostylus fibratus*, Kobelt, 1891: 86, pl. 20 figs. 4, 5 (Fichteninsel) [HT NMWC].
- pfeifferi*, *Placostylus*, Kobelt, 1891: 130, pl. 32 figs. 2, 3 (Viti-Levu, Viti [Fiji] Archipel) [HT SMF 9445].
- phenax*, *Placostylus (Eumecostylus)*, Clapp, 1923: 412, pl. 5 figs. 3, 4 (Solomon Islands, San Christoval Id., Wainoni) [HT MCZ 32446].
- pinicola*, *Bulimus*, Gassies, 1870: 142 (Insula Pinorum, Novae Caledoniae).
- ponderosa*, *Bulimus cicatricosus*, Gassies, 1871: 72 (Baie Lebris, Nécoué [New Caledonia]).
- porphyrostomus*, *Bulimus*, Pfeiffer, 1853a: 261 (locality unknown).

- pouenanus*, *Placostylus pseudocaledonicus*, Kobelt, 1891: 92, pl. 22 figs. 4, 5 (Halbinsel Pouen an der Westküste von Neucaledonien) [HT SMF 9431].
- poumeana*, *Placostylus pseudocaledonicus*, Crosse, 1894: 281 [emendation for *pouenanus* Kobelt].
- powelli*, *Placostylus fibratus*, Pain, 1955: 12, figs. 2, 3 (New Caledonia, Baie du Sud).
- poyensis*, *Placostylus pseudocaledonicus*, Kobelt, 1891: 107, pl. 26 figs. 3, 4 (Poya, Westküste von Neucaledonien) [HT SMF 9421].
- priscus*, *Placostylus ambagiosus*, Powell, 1938: 149, pl. 34 figs. 9, 10 ([New Zealand, North Island] about three-quarters of a mile east of the extreme north-western headland [Cape Maria van Diemen]) [HT AUM].
- procerula*, *Bulimus alexander*, Crosse, 1864: 109 (Kanala, Novae Caledoniae).
- pseudocaledonicus*, *Bulimus*, Montrouzier in Crosse, 1859: 379, pl. 14 fig. 3 (l'archipel Calédonien).
- pyrostomus*, *Bulimus*, Pfeiffer, 1860: 137 (Erumanga, New Hebrides) [LT BMNH 1975235].
- rambensis*, *Bulimus*, Garrett, 1872: 233, pl. 18 fig. 4 (Rambi Id., Viti [Fiji] Isles).
- rhinocheti*, *Placostylus bavayi*, Kobelt, 1891: 75, pl. 18 fig. 1 (Kanala, Neucaledonien) [HT SMF 9429].
- rhizophoraeus*, *Bulimus*, Gassies, 1871: 204 [emendation for *rhizophorarus* Gassies].
- rhizophorarus*, *Bulimus*, Gassies, 1871: 91 (Lifou et Ouvea, Loyalty).
- roseus*, *Bulimus* (*Charis*), Adams & Adams, 1855 [1853-1858]: 147 [nomen nudum].
- rossiteri*, *Bulimus*, Brazier, 1881: 586 (North west coast of New Caledonia, Nehone Bay) [HT ANSP]
- rossiteri*, *Charis*, Hartman, 1889: 91, pl. 5 figs. 2, 2a (Aura [Aore] Island, N. Hebrides) [HT ANSP 60067].
- rufa*, *Bulimus pseudocaledonicus*, Gassies, 1871: 82 (L'île Art [New Caledonia]).
- ruga*, *Bulimus*, Hartman, 1890: 284, pl. 3 fig. 1 (Segou Island [= Segond Channel, Espiritu Santo], New Hebrides).
- rugatus*, *Bulimus*, Garrett, 1872: 233, pl. 18 fig. 5 (Vanna Levu Id., Viti Isles).
- salomonis*, *Partula*, Pfeiffer, 1853a: 446 (insulis Salomonis).
- sanchristovalensis*, *Bulimus*, Cox, 1870: 172, pl. 16 fig. 7 (San Christoval, Solomon Islands).
- savesi*, *Placostylus*, Crosse, 1886: 163, pl. 7 figs. 3, 3a (Pouembon, Novae Caledoniae; subfossilis prope Noumea) [ST BMNH 1929.9.14.7].
- saxtoni*, *Placostylus*, "Layard" Kobelt, 1891: 97, pl. 23 figs. 5, 6 (Koumac, Neucaledonien) [LT SMF 9425].
- scalaris*, *Bulimus buccalis*, Gassies, 1870: 141 (Insula Ouen, Novae Caledoniae).
- scarabus*, *Bulimus*, Albers, 1854: 219 (Nova Caledonia).
- seemanni*, *Bulimus*, Dohrn, 1861: 207, pl. 26 fig. 6 ( Insulis Fidji).
- sellerei*, *Bulimus*, Cox, 1872a: 644, pl. 52 fig. 3 ( Guadalcanar Island, Solomon Islands).
- senilis*, *Bulimus*, Gassies, 1869: 71 (Baie du Sud [New Caledonia]).
- servaini*, *Bulimus*, Euthyme, 1885: 244 (Nouvelle Calédonie, Ile des Pins).
- shongii*, *Bulimus*, Lesson, 1826 [1826-1830]: pl. 7 figs. 4, 5 (baie des Iles, Nouvelle Zélande).
- simplex*, *Bulimus mariei*, Crosse, 1894: 277 (Gatope, Novae Caledoniae).
- singularis*, *Bulimus*, Morelet, 1857: [reprint page 2] (Portum Galliae, littore occidentali Novae Caledoniae) [HT BMNH 1893.2.4.1530].
- sinistrorsa*, *Bulimus fibratus*, Crosse, 1881: 340, pl. 9 fig. 2 (Nova Caledonia).
- sinistrorsa*, *Bulimus ouveanus*, Crosse, 1884: 328, pl. 7 figs. 3, 3a (Lifou, une des îles Loyalty, Archipel Néo-Calédonien).
- sinistrorsus*, *Bulimus*, Deshayes, 1851 [in Férussac & Deshayes, 1820-1851]: 24, pl. 161 figs. 19-21 (L'île Art, Nouvelle-Calédonie).
- smithii*, *Placostylus*, Kobelt, 1891: 105, pl. 26 figs. 1, 2 (Westküste von Neucaledonien) [HT NMWC].
- solida*, *Bulimus bicaricosus* (sic), Etheridge, 1889: 27 ([New Zealand] Lord Howe Island).
- souvillei*, *Bulimus*, Morelet, 1857: [reprint p. 1] (Sanctam Mariam de Balade, Novae Caledoniae ore occidentali) [LT BMNH 1893.2.4.1529].

- spiritus*, *Placostylus* (*Maoristylus*) *ambagiosus*, Powell, 1947: 185, pl. 21 figs. 7-9 ([New Zealand, North Island] Spirits Bay, two to three miles east of Pandora) [HT AUM].
- stramineus*, *Bulimus* (*Aspastus*) *mittocheilus*, Brazier, 1895: 569 (Ugi or Gulf or Golfe Island [Solomon Islands]).
- strangei*, *Bulimus*, Pfeiffer, 1855a: 8 (Eddystone Island, Australian Seas).
- strattoni*, *Placostylus*, Pain, 1955: 18, fig. 9 (New Caledonia).
- strigatus*, *Placostylus fibratus*, Pilsbry, 1900: 46, pl. 15 fig. 19, pl. 19 figs. 36, 37 [New Caledonia; teste Clench & Turner, 1962].
- strutchburyi*, *Bulimus*, Pfeiffer, 1860: 137, pl. 51 fig. 8 (Erumanga, New Hebrides).
- subaurantiacofulvida*, *Placostylus loyaltiensis*, Crosse, 1894: 296 (Iles Loyalty, Maré).
- subeffusus*, *Placostylus kanalensis*, Kobelt, 1891: 101, pl. 24 fig. 6 (Tchio, Ostküste von Neucaledonien) [HT NMWC].
- submariei*, *Bulimus*, Souverbie, 1869a: 273 (Bonde, Novae Calédoniae).
- subroseus*, *Placostylus* (*Callistocharis*), Fulton, 1915: 242, fig. (Viti [Fiji] Islands) [HT BMNH 1919.12.31.50].
- subsenilis*, *Bulimus*, Gassies, 1878: 331 (Ile des Pins, Nouvelle Calédonie).
- subulata*, *Bulimus pseudocaledonicus*, Crosse, 1867a: 193 (in insula Art et in loco "Balade" dicto, Novae Caledoniae).
- superfasciatus*, *Bulimus*, Gassies, 1871: 190 (Boulari [New Caledonia]) [ST BMNH].
- tanouensis*, *Bulimus scarabus*, Crosse, 1869b: 179 (Tanou, insularum "Nenemas" dictarum, in Archipelago Caledonico).
- tchioensis*, *Placostylus kanalensis*, Kobelt, 1891: 100, pl. 24 figs. 4, 5 (Tchio, Ostküste von Neucaledonien) [HT SMF 9388].
- turneri*, *Bulimus*, Pfeiffer, 1860: 138, pl. 51 fig. 10 (Erumanga, New Hebrides) [HT BMNH 1975237].
- turrita*, *Placostylus ouveanus*, Kobelt, 1891: 89, pl. 21 figs. 4, 5 (Ouvéa, Loyalitäts inseln) [HT NMWC].
- uliginosus*, *Placostylus*, "Heimburg" Kobelt, 1891: 73, pl. 17 figs. 6, 7 (Salomonen).
- umbilicatus*, *Placostylus porphyrostomus*, Kobelt, 1891: 119, pl. 29 figs. 5, 6 (Govuro, Westküste von Neucaledonien) [HT SMF 25294].
- unicolor*, *Bulimus mageni*, Crosse, 1870b: 244 (dans le voisinage de Noumea, Noveae Caledoniae).
- unicus*, *Placostylus*, B. Rensch, in I. & B. Rensch, 1934: 452 (Salomonen, Neu-Georgien, Morava Lagune).
- ventricosa*, *Placostylus fibratus*, Kobelt, 1891: 88, pl. 21 fig. 1 (Fichteninsel) [HT SMF 25943].
- verdis*, *Placostylus scarabus*, Pain, 1955: 14, fig. 5 ([New Caledonia] south-west coast near Port de France).
- verrieri*, *Placostylus* (*Callistocharis*) *gracilis*, Cooke, 1942: 93, fig. 2c (Fiji Islands, Mbenga Island, near Dakuibeque village) [HT BBM 10034].
- vicinus*, *Placostylus sanchristovalensis*, B. Rensch in I. & B. Rensch, 1934: 452 (Salomonen, Guadalcanar, Aola).
- vitiensis*, *Placostylus*, Garrett, 1887: 184 (NE coast Viti Levu, Na Viti Levu Bay [Fiji Islands]).
- watti*, *Placostylus* (*Maoristylus*) *ambagiosus*, Powell, 1947: 187, pl. 22 figs. 10-13 ([New Zealand, North Island] midway between Waikuku Beach and North Cape lighthouse) [HT AUM].
- whareana*, *Placostylus* (*Maoristylus*) *ambagiosus*, Powell, 1951b: 135, pl. 28 fig. 2 ([New Zealand, North Island] Whareana, east coast between Waikuku Beach and Parengarenga in a steep valley to the north of the Whareana Stream) [HT AUM].
- worthyi*, *Placostylus* (*Maoristylus*) *ambagiosus*, Powell, 1947: 183, pl. 20 figs. 7-9 ([New Zealand, North Island] north-eastern side of the extreme north-western Cape Maria van Diemen mainland) [HT AUM].
- zilchi*, *Placostylus* (*Proaspastus*) *sanchristovalensis*, Jaeckel & Schlesch, 1952: 156, pl. 6 fig. 2 ([Solomon Islands] Gela, Guadalcanar).

## APPENDIX 1

## Mandibulae

The mandibulae of 28 species were examined and compared with data (i.e. descriptions and figures) in the literature.

Three major types are distinguished (group A, B and C), which correspond respectively to the subfamilies *Orthalicinae*, *Odontostominae* and *Placostyliinae*.

## Group A

(figs. 33d, e; pls. 2, 3)

The number of plates on each side of the central plate is 5-11 (average: 7.5). The most anterior plate is the central one: small, triangular, with two "cut-off" angles on the dorsal side and not reaching the ventral edge of the mandibula. Lateral plates are dorsally broad and narrowing towards the central plate, each plate largely overlapping the next one. The free edges of the lateral plates are somewhat curved and running parallel from ventral to dorso-lateral up to 2/3 of the width of the mandibula, and from there parallel to the central plate until the dorsal edge of the mandibula. The lateral plates are narrowing towards the median plate and tapering at the lateral sides.

At a magnification of 250× the surface of the plates show a fine granulation; internally (a pattern of ) "cells", and on the free edges hair-like structures are visible (pl. 3 fig. 3). These structures were examined more closely in the mandibula of *Orthalicus zebra* (pl. 2 fig. 1 and pl. 3), using a Scanning Electron Microscope. The plates consist of "pillars" which lie close to each other in the same direction, i.e. perpendicular to the surface of each plate (pl. 2 figs. 2, 5, 6; pl. 3 figs. 1, 2). At the dorsal side of the mandibula the plates are less thick and are fused (pl. 2 figs. 3, 4; pl. 3 figs. 3-5). The surface of the plates is at greater magnification composed of smooth material (artefact?) and irregular interwoven "threads" (pl. 2 figs. 5, 6; pl. 3 figs. 5, 6). These "threads" are forming the fine granulation as seen through a light microscope (magnification 250 ×).



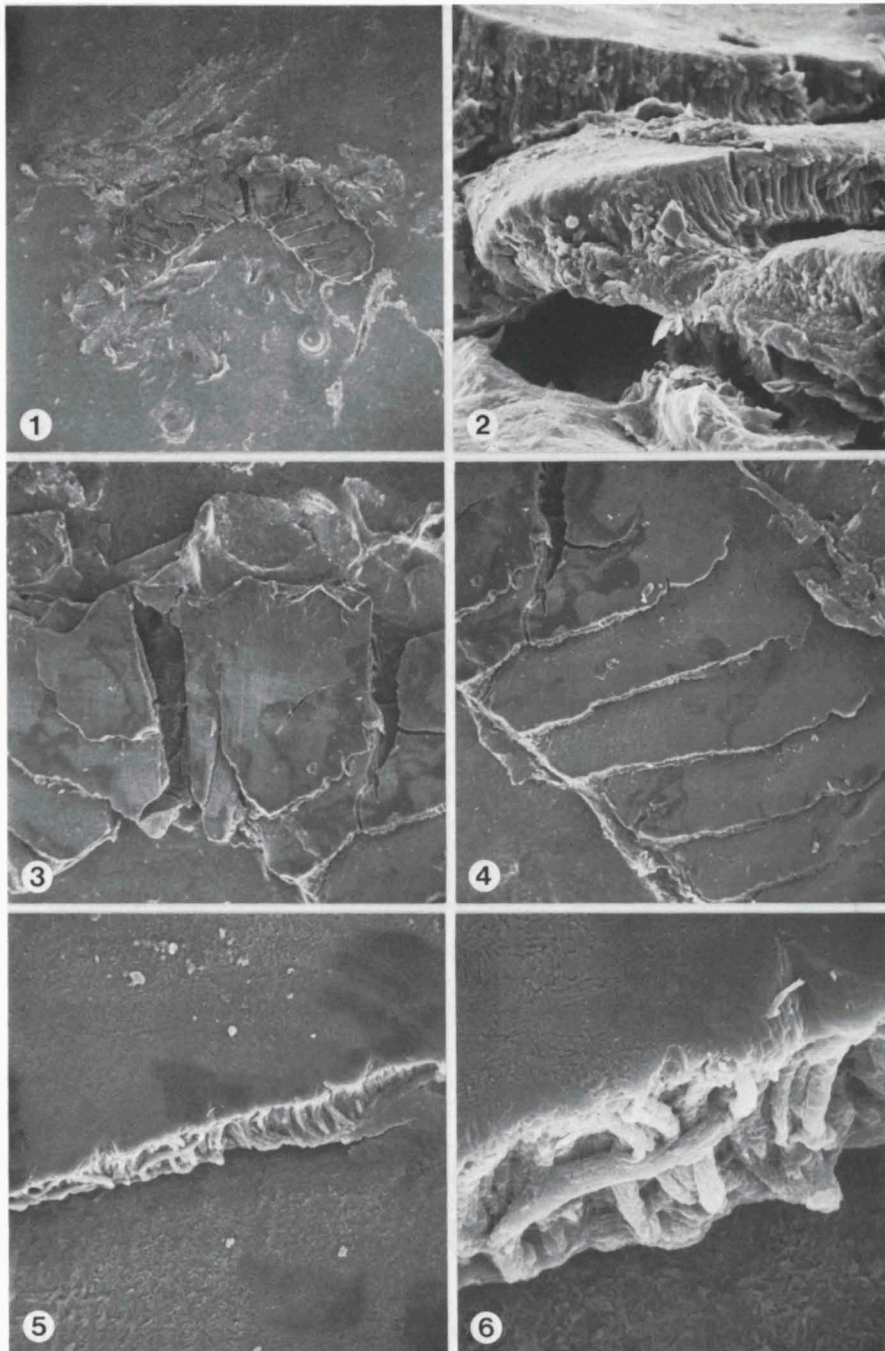


Plate 2. Mandibula of *Orthalicus zebra* (Muller); Trinidad, Caspatee Island (RMNH). Fig. 1. Anterior view;  $\times 21$ . Fig. 2. Ventro-lateral view of central plate (above) and lateral plate;  $\times 500$ . Fig. 3. Detail of central plate;  $\times 105$ . Fig. 4. Detail of left lateral plates;  $\times 105$ . Fig. 5. Detail of edge of lateral plate;  $\times 525$ ; Fig. 6. Detail of fig. 5, with "pillars" or hair-like structures;  $\times 2100$ .

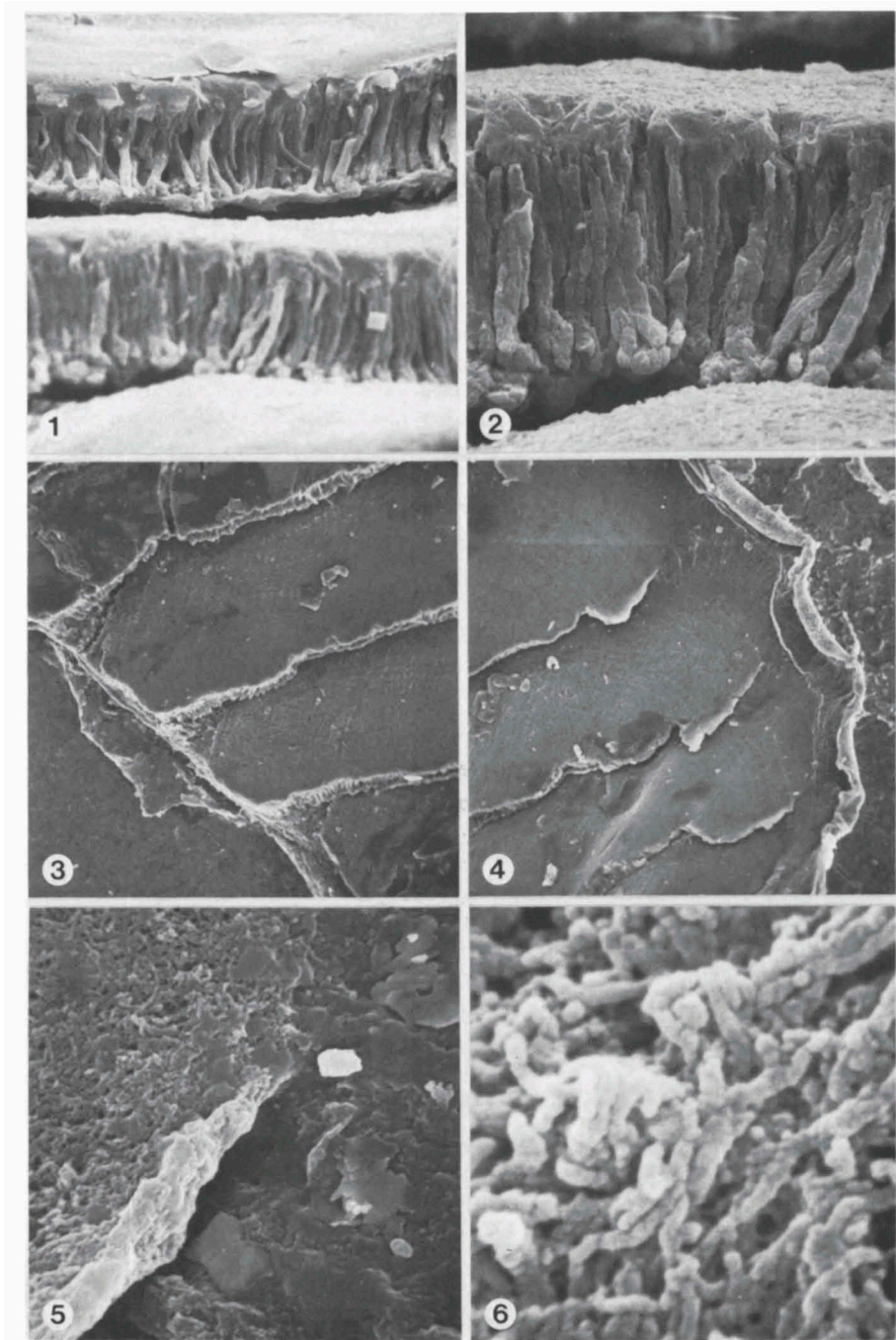


Plate 3. Mandibula of *Orthalicus zebra* (Muller); Trinidad, Caspatee Island (RMNH). Fig. 1. Lateral view of overlapping plates;  $\times 1000$ . Fig. 2. Detail of fig. 1;  $\times 2000$ . Fig. 3. Ventral edge of mandibula with signs of wear;  $\times 210$ ; Fig. 4. Dorsal view of lateral plates;  $\times 210$ ; Fig. 5. Detail of fig. 4;  $\times 5250$ ; Fig. 6. Detail of surface of a lateral plate, showing irregular interwoven "threads";  $\times 21000$ .

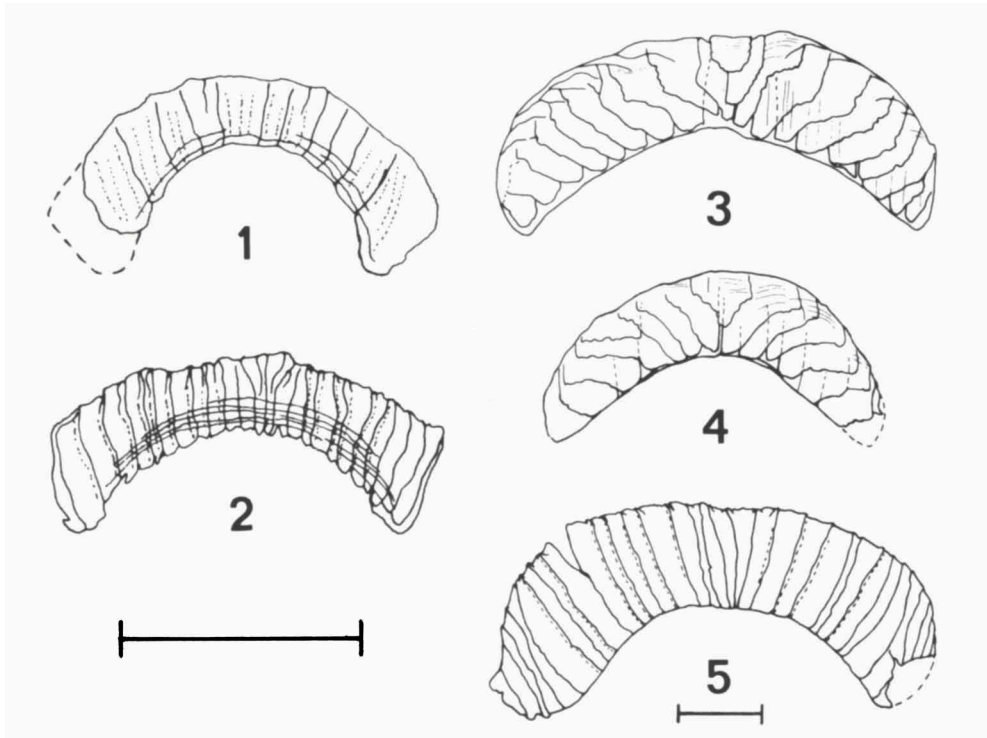


Fig. 33. Mandibulae. a. *Cyclodontina (Bahiensis?) rhodinostoma* (d'Orbigny); b. *Spixia doellojuradoi* (Parodiz); c. *Placostylus (Maoristylus) shongii* (Lesson); d. *Orthalicus melanocheilus* (Valenciennes); e. *Liguus fasciatus* (Muller). The scale lines equal 1 mm.

**Group B**  
(figs. 33a, b)

The number of plates on each side of the central plate is 4-12 (average: 6.9). The mandibula is very thin (transparent) with conspicuous grooves in the posterior side of the ventral part; these grooves run parallel to the ventral edge. The lateral sides of the mandibula are straight ending. The outermost lateral plates are (sometimes) strongly broadened. The central plate is rectangular or trapezoid, sometimes consisting of 2 or 3 fused plates, running from dorsal to ventral edge of the mandibula. Lateral plates are rectangular, either broad or narrow. The outermost plates are larger, with a short overlap. Free edges of the plates are parallel, running from dorsal to ventral edges of the mandibula. At a magnification of 250 × or more granulation nor "cells" or hair-like structures are visible.

Group C  
(fig. 33c)

The number of plates on each side of the central plate is 12-26 (average 16.1). The lateral sides of the mandibula are blunt. The central plate is an isosceles triangle with short (dorsal) base, running from the dorsal to the ventral edge of the mandibula. Lateral plates are rectangular, narrow (with short overlap), parallel to the sides of the central plate and perpendicular to the ventral and dorsal edges of the mandibula. At a magnification of 250× or more no granulation nor "cells" or hair-like structures have been observed.

## APPENDIX 2

## Radula structure

Species	Formula
<b>Odontostominae</b>	
<i>Cyclodontina (Bahiensis) rhodinostoma</i>	C/3 + LM 23/2 (-3)
<i>Clessinia cordovana stelzneri</i>	C/3 + LM 18/2
<i>Plagiodontes dealdalea</i>	C/3 + LM 28/2
<i>P. weyembergii</i>	C/3 + LM 32/2
<i>P. spec.</i>	C/3 + LM 29/2
<i>Spixia aconjigastana</i>	C/3 + LM 29/2
<i>S. doellojuradoi</i>	C/3 + LM 22/2
<i>S. pyrgula</i>	C/3 + LM 31/2
<i>S. spixii</i>	C/3 + LM 27/2
<i>Odontostomus odontostomus</i>	C/3 + LM 29/2
<i>O. paulistus</i>	C/1? + LM 20/2
<i>O. tudiculatus</i>	C/3 + LM 28/2(-3)
<b>Orthalicinae</b>	
<i>Liguus fasciatus</i>	C/1 + L 3/1 + M x/1(-2)
<i>Orthalicus ferussaci</i>	C/1 + LM 97/1(-2)
<i>O. maracaibensis</i>	C/1 + LM 29/2
<i>O. princeps</i>	C/1 + LM 80 + x/1(-2)
<i>O. undatus</i>	C/1 + LM 68 + x/1(-2)
<i>O. zebra</i>	C/1 + LM 70 + x/1(-2)
<i>O. zonifera</i>	C/1 + LM 70 + x/1(-2)

<i>O. spec. A</i>	C/1 + LM 79/1
<i>O. spec. B</i>	C/1 + LM 74 + x/1
<i>Porphyrobaphe iostoma</i>	C/1 + L 2/1 + M 38 + x/2
<i>P. iris</i>	C/1 + L 4/1 + M 66 + x/2
<i>P. irrorata</i>	C/1 + L 2/1 + M 48 + x/1(-2)

**Placostyliinae**

<i>Placostylus (Maoristylus) ambagiosus</i>	C/3 + LM 50/2(-3)
<i>P. (M.) shongii</i>	C/3 + LM 58/2
<i>P. (P.) porphyrostomus</i>	C/3 + LM 34/2

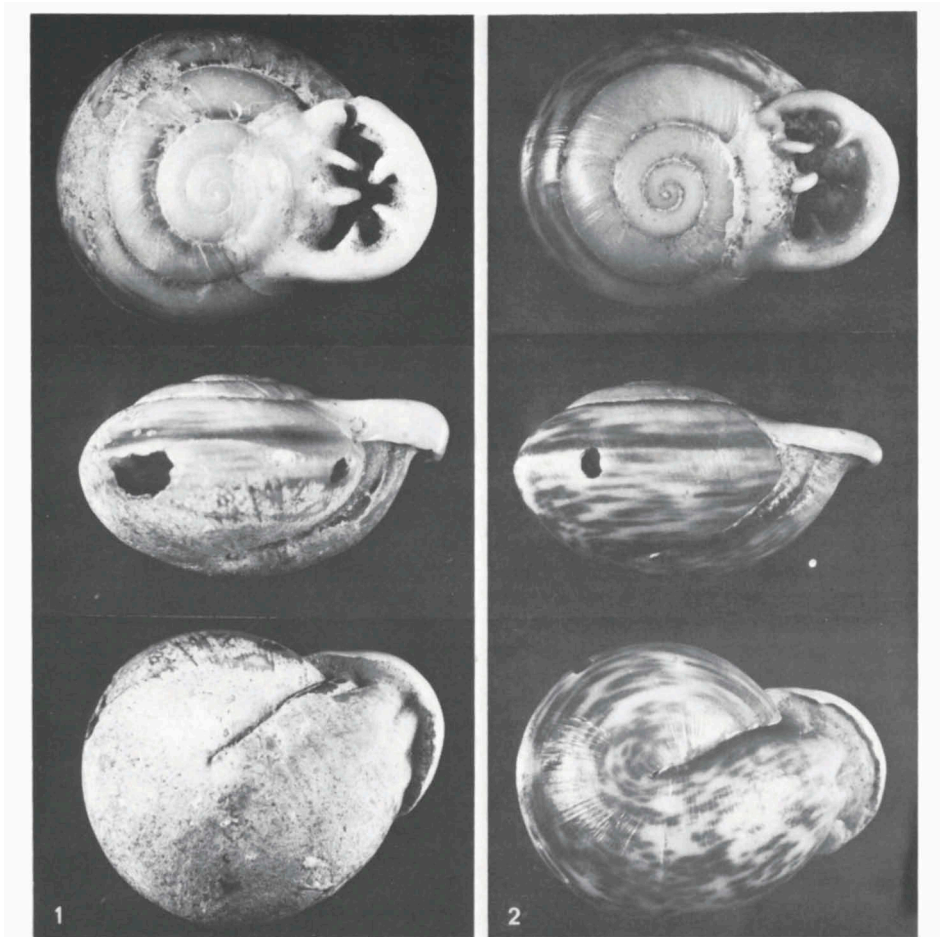


Plate 4. Fig. 1. *Anostoma lutzelburgi* Weber, lectotype (München museum); shell height 30.5 mm.  
 Fig. 2. *Anostoma rossi* Weber, lectotype (München museum); shell height 29.5 mm.

BIBLIOGRAPHY OF THE BULIMULINAE SUBFAMILIES ODON-  
TOSTOMINAE, ORTHALICINAE AND PLACOSTYLINAE, WITH AD-  
DITIONAL REFERENCES

(The following abbreviations are used to indicate the subfamilies: Od, Odon-  
tostominae; Or, Orthalicinae; P, Placostylinae.)

- Adams, H. & Adams, A., 1855. The genera of recent Mollusca arranged according to their organi-  
zation: 1-1248. London. (Or).
- Aguayo, C. G., 1944. Los moluscos comestibles de Cuba. — *Revta Soc. malac. Habana* 2: 15-20  
(Or).
- Aguayo C. G., 1945. *Liguus blainiarcus fairchildi* Clench en Camagüey. — *Revta Soc. malac.  
Habana* 3: 64. (Or).
- Aguayo, C. G., 1950. Sobre la alimentación de los *Liguus* y *Polymitas*. — *Revta Soc. malac.  
Habana* 7: 67, 68. (Or).
- Aguayo, C. G. & M. L. Jaume, 1939. Moluscos semifósiles del Bosque de la Habana. — *Mem.  
Soc. cubana Hist. nat.* 13: 229-245. (Or).
- Albers, J. C., 1854. *Novorum heliceorum diagnoses*. — *Malak. Bl.* 1: 213-221. (Or).
- Albers, J. C., 1857. *Diagnosen neuer Heliceen mit gelegentlicher Berichtigung einiger älteren  
Arten*. — *Malak. Bl.* 4: 89-100.
- Albers, J. C., 1860. *Die Heliceen nach natürlicher Verwandtschaft systematisch geordnet von Joh.  
Christ. Albers: i-xviii, 1-359*. Berlin. (Or).
- Alcalde, O., 1944. Nuevos moluscos del género *Liguus*. — *Revta Soc. malac. Habana* 2: 11-13, pl.  
3. (Or).
- Altena, C. O. van Regteren, 1964. Notes on some Surinam land snails. — *Zool. Med. Leiden* 40:  
139-141. (Od).
- Altena, C. O. van Regteren, 1975. Land Gastropoda of Surinam, with the description of a new  
species of *Nesopupa*. — *Basteria* 39: 29-50, figs. 1-6. (Or).
- Ancey, C. F., 1884. *Etude sur quelques mollusques terrestres inédits ou mal connus*. — *Natur.  
sicil.* 3: 344-346. (P).
- Ancey, C. F., 1888. Sur une curieuse forme du *Bulimulus angioctomus* (Mollusques gastéropode).  
— *Le Naturaliste* (2) 2: 14-15, fig. (Od).
- Ancey, C. F., 1889. *Diagnoses de mollusques nouveaux*. — *Le Naturaliste* (2) 3: 266. (P).
- Ancey, C. F., 1890. *Nouvelles contributions malacologiques*. — *Bull. Soc. malac. France* 7: 145-  
163. (Or).
- Ancey, C. F., 1892. On some shells from eastern Bolivia and western Brazil. — *J. Conch. London*  
7: 90-97, figs. 1, 2. (Od).
- Ancey, C. F., 1892. *Descriptions de mollusques nouveaux*. — *Le Naturaliste* (2) 6: 178. (Od).
- Ancey, C. F., 1901. *Consideration sur les faunes malacologiques des parties australes du globe*. —  
*J. Conch. Paris* 49: 12-33. (P).
- Ancey, C. F., 1903-1904. *New land snails from South America*. — *Nautilus* 17: 82-83, 89-90, 102-  
104. (Od, Or).
- Anton, H. E., 1839. *Verzeichniss der Conchylien welche sich in der Sammlung von Hermann  
Eduard Anton befinden: 1-110*. Halle. (Or).
- Arango, R., 1878. *Contribución a la fauna malacológica cubana: 1-280*. Habana. (Or).
- Araujo, J. L. de Barros, 1963. *Sobre Anostoma (Ringicella) ringens (L., 1758) (Gastropoda, Pul-  
monata, Odontostomidae)*. — *Mem. Inst. Osw. Cruz* 61: 149-152, figs. 1-7. (Od).
- Araujo, J. L. de Barros, 1971. *Aspectos anatómicos importantes para a sistemática do gênero  
Anostoma Fischer von Waldheim, 1807, com um estudo de algumas espécies*. — *Tesis Univ.  
Fed. Rural Rio de Jan.*: i-vi, 1-58, pls. 1-23 (mimeogr.). (Od).
- Araujo, J. L. de Barros, 1973. *Superfamília Bulimulacea do Brasil. Odontostomidae: Anostoma  
depressum Lamarck, 1822 (Mollusca, Gastropoda, Pulmonata)*. — *Revta brasil. Biol.* 33: 11-  
18, figs. 1-16. (Od).

- Araujo, J. L. de Barros, 1975. Superfamilia Bulimuloidea do Brasil. Odontostomidae: Confirmação da validade de *Anostoma ringens* (Linneaus, 1758), com um estudo morfológico complementar (Mollusca, Gastropoda, Pulmonata). — Arq. Mus. nac. Rio de Jan. 55: 21-28, figs. 1-16. (Od).
- Araujo, J. L. de Barros, 1976?. Superfamilia Bulimulacea do Brasil. Odontostomidae: Descrição de *Anostoma octodentatum* Fischer von Waldheim, 1807 (Mollusca, Gastropoda, Pulmonata). — Arq. Univ. Fed. Rural Rio de Jan. 2(2): 93-98, pls. 1-3. (Od).
- Baker, F., 1914. The land and freshwater mollusks of the Stanford expedition to Brazil. — Proc. Acad. nat. Sci. Philad. 65: 618-672, pls. 21-27. (Od, Or).
- Baker, H. B., 1923. The Mollusca collected by the University of Michigan-Walker expedition in southern Vera Cruz, Mexico, IV. — Occ. Papers. Mus. Zool. Univ. Mich. 135: 1-16, pl. 1. (Or).
- Baker, H. B., 1924. Land and freshwater molluscs of the Dutch Leeward Islands. — Occ. Papers Mus. Zool. Univ. Mich. 152: 1-159, figs. 1-4, pls. 1-21. (Or).
- Baker, H. B., 1926. The Mollusca collected by the University of Michigan-Williamson expedition in Venezuela, IV. — Occ. Papers Mus. Zool. Univ. Mich. 167: 1-49, pls. 12-19. (Or).
- Baker, H. B., 1947. *Odontostomus odontostomus* and *Cyclodontina pantagruelina*. — Nautilus 60: 106. (Od).
- Baker, H. B., 1947. The type of *Orthalicus*. — Nautilus 60: 106-107. (Or).
- Barattini, L. P., 1951. Malacología uruguaya. Enumeración sistemática y sinonímica de los moluscos del Uruguay. — Publ. cient. S.O.Y.P. Montevideo 6: 179-293. (Od).
- Bartsch, P., 1937. Two new land shells from Cuba. — J. Wash. Acad. Sci. 27: 130-131, figs. 1-2. (Or).
- Beck, H. H., 1837. Index molluscorum praesentis aevi musei principis augustissimi Christiani Frederici: 1-124. Hafniae. (Or).
- Bentham Jutting, W. S. S. van, 1944. Ueber eine Sammlung nicht-mariner Mollusken aus dem niederschlagsarmen Gebiet Nordost-brasiliens. — Arch. Hydrobiol. 39: 458-489. (Od, Or).
- Bequaert, J. C., 1957. Land and freshwater mollusks of the Selva Lacandona, Chiapas, Mexico. — Bull. Mus. comp. Zool. 116: 204-227. (Or).
- Binney, W. G., 1874. On the genitalia and lingual dentition of Pulmonata. — Ann. Lyceum nat. Hist. 11: 20-45, pls. 1-6. (Or).
- Binney, W. G. & T. Bland, 1868-1869. Land and freshwater shells of North America 1. Pulmonata geophila. — Smiths. misc. Coll. 194: i-xii, 1-316, figs. 1-545. (Or).
- Binney, W. G. & T. Bland, 1871. Notes on lingual dentition, 2. — Amer. J. Conch. 6: 202-215, figs. 1-6, pl. 9. (Or).
- Binney, W. G. & T. Bland, 1875. On the genitalia, jaw and lingual dentition of certain species of Pulmonata, with a note on the classification of Achatinellae. — Ann. Lyceum nat. Hist. 11: 166-196, pls. 12-18. (Or).
- Bland, T., 1861. On the geographical distribution of the genera and species of land shells of the West Indian islands, with a catalogue of the species of each island. — Ann. Lyceum nat. Hist. 7: 9-35. (Or).
- Bland, T., 1868. Notes on the land shells of Trinidad, Grenada and Dominica, and also of Curaçao and Buen Ayre, W. I. — Amer. J. Conch. 4: 177-192, fig. (Or).
- Bland, T., 1875. Notes on certain terrestrial mollusks, with description of a new species of the genus *Amphibulima*. — Ann. Lyceum nat. Hist. 11: 197-200. (Or).
- Bland, T. & W. G. Binney, 1872. On the systematic arrangement of North American terrestrial mollusks. — Ann. Lyceum nat. Hist. 10: 158-170. (Or).
- Boe, M. O. de, 1933. A new colour form of *Liguus* from a new area of the Florida Everglades. — Nautilus 47: 68-69, pl. 6. (Or).
- Boe, M. O. de, 1934. *Liguus* from a new locality in Central Florida Everglades. — Nautilus 48: 69. (Or).
- Bowell, E. W., 1914. On the radula and maxilla of *Oxystyla undata* (Brug.). — Proc. malac. Soc. London 11: 162, fig. (Or).
- Branson, B. A. & C. J. McCoy jr., 1963. Gastropoda of the 1961 University of Colorado Museum expedition in Mexico. — Nautilus 76: 101-108. (Or).

- Branson, B. A. & C. J. McCoy jr., 1965. Gastropoda of the 1962 University of Colorado Museum expedition in Mexico. — Univ. Colorado Stud., Biol. 13: 1-16. (Or).
- Brazier, F., 1875. Description of fourteen new species of shells from Australia and the Solomon Islands. — Proc. Linn. Soc. N. S. Wales 1: 1-9. (P).
- Brazier, F., 1880. Notes on a new variety of *Bulimus caledonicus*. — Proc. Linn. Soc. N. S. Wales 5: 190-191. (P).
- Brazier, F., 1881. Description of a new *Bulimus* from New Caledonia. — Proc. Linn. Soc. N. S. Wales 6: 586-587. (P).
- Brazier, F., 1890. Notes and critical remarks on a donation of shells sent to the museum of the Conchological Society of Great Britain and Ireland. — J. Conch. 6: 66-84.
- Brazier, F., 1895. *Trochus adamsi* from Port Jackson; and new varieties of *Bulimus miltocheilus* from the Solomons Islands. — Proc. Linn. Soc. N. S. Wales (2) 9: 567-570. (P).
- Breure, A. S. H., 1974a. Catalogue of Bulimulidae (Gastropoda, Euthyneura), II. Odonostominae. — Basteria 38: 109-127. (Od).
- Breure, A. S. H., 1974b. Notes on the genus *Gaeotis* Shuttleworth, 1854 (Mollusca, Gastropoda, Bulimulidae). — Neth. J. Zool. 24: 236-252.
- Breure, A. S. H., 1978. Notes on and descriptions of Bulimulidae (Mollusca, Gastropoda). — Zool. Verh. Leiden 164: 1-255.
- Breure, A. S. H., 1979. Systematics, phylogeny and zoogeography of Bulimulinae (Mollusca). — Zool. Verh. Leiden 168: 1-215.
- Breure, A. S. H. & A. A. C. Eskens, 1981. Notes on and descriptions of Bulimulidae (Mollusca, Gastropoda), II. — Zool. Verh. Leiden 186: 1-111.
- Broderip, W. J., 1828. Description of a new shell from South America together with an additional note on *Argonauta*. — Zool. J. 4: 222-225. (Or).
- Broderip, W. J., 1841. Description of Mr. Cuming's new shells. — Proc. zool. Soc. London 1840: 180-182. (P).
- Brown, L. B., 1903. Notes on the land and freshwater shells of Barbados. — J. Conch. London 10: 266-273. (Or).
- Browne, G. H., 1980. A note on *Placostylus hongii* (Lesson) from Fanal Island. — Tane 26: 61-62. (P).
- Bruguère, M., 1789-1792. Encyclopédie méthodique. Histoire naturelle des Vers VI: i-xviii, 1-757. Paris. (Or).
- Byule, J., 1980. Un mollusque terrestre remarquable par son polymorphisme: *Liguus fasciatus* O. F. Müller, 1774. — Arion 7-8: 3-11. (Or).
- Camacho, H. H., 1967. Invertebrados. In: A. V. Borello (ed.), Paleontográfica Bonaraense 3: i-xxv, 1-159, pls. 1-19. La Plata. (Od).
- Castaneda, R. G., 1944. Cuatro interesantes variedades del *Liguus fasciatus achatinus* Clench de la region sur de Holguin. — Revta Soc. malac. Habana 2: 37-38, pls. 4, 5. (Or).
- Chemnitz, J. H., 1786. Land und Flusschnecken . . . In: F. H. W. Martini & J. H. Chemnitz, Neues systematisches Conchylien-Cabinet 9(2): i-xxvi, 1-194, pls. 117-136. Nürnberg. (Or).
- Cherel-Mora, C., 1983. Variation, géographique et taxonomie des *Placostylus* (Gastéropodes, Pulmones, Stylommatophores) en Nouvelle-Calédonie. Thesis (Univ. P. et M. Curie, Paris): 1-103, figs., pls. 1-7. (P).
- Choat, J. H. & D. R. Schiel, 1980. Population structure of *Placostylus hongii* (Gastropoda: Parpyphantidae [sic]) on the Poor Knight Islands. — New Zeal. J. Zool. 7: 199-205. (P).
- Clapp, G. H., 1919. Cuban mollusks colonized in Florida. — Nautilus 32: 104-105. (Or).
- Clapp, G. H., 1923. Some Mollusca from the Solomon Islands. — Bull. Mus. comp. Zool. 65: 351-418, pls. 1-5. (P).
- Clench, W. J., 1929. Some new *Liguus* from the Florida Everglades. — Nautilus 43: 18-21. (Or).
- Clench, W. J., 1932a. "Ligging" in the Everglades of Florida. — Nautilus 45: 30-31. (Or).
- Clench, W. J., 1932b. *Achatina murrea* Reeve. — Nautilus 45: 106. (Or).
- Clench, W. J., 1932c. *Diplomorpha coxi* (Pease). — Nautilus 46: 68-69, pl. 2. (P).
- Clench, W. J., 1933. A new *Liguus* from Florida. — Nautilus 46: 91-92, pl. 7. (Or).



- Clench, W. J., 1934. New mollusks in the genus *Liguus* from Cuba and the Isles of Pines. West Indian mollusks, 8. — Occ. Papers Boston Soc. nat. Hist. 8: 101-124, pls. 5-7. (Or).
- Clench, W. J., 1935a. New races of *Liguus* from Florida and Cuba. — *Nautilus* 48: 121-125. (Or).
- Clench, W. J., 1935b. A new subgenus and a new species of *Placostylus* from the Solomon Islands. — *Nautilus* 48: 126, pl. 7. (P).
- Clench, W. J., 1935c. *Liguus fasciatus caribaeus*, new subspecies. — *Nautilus* 49: 68-69, pl. 3. (Or).
- Clench, W. J., 1939. The classification of Florida *Liguus*. — *Proc. New Engl. zool. Club* 17: 77-86. (Or).
- Clench, W. J., 1940. *Oxystyla* on Sanibel Island, Florida. — *Nautilus* 53: 122-123. (Or).
- Clench, W. J., 1941. The land Mollusca of the Solomon Islands (Succineidae, Bulimulidae, Partulidae). — *Amer. Mus. Novit.* 1129: 1-21. (P).
- Clench, W. J., 1942. A new race of *Liguus* from the lower keys of Florida. — *Proc. New Engl. zool. Club* 19: 69-71. (Or).
- Clench, W. J., 1946. A catalogue of the genus *Liguus* with a description of a new subgenus. — *Occ. Papers Moll.* 1: 117-128. (Or).
- Clench, W. J., 1950a. A new species of *Placostylus* from San Cristobal, Solomon Islands. — *Torrea* 15: 1-2. (P).
- Clench, W. J., 1950b. A new color form of *Liguus* from Pinar del Rio, Cuba. — *Revta Soc. malac. Habana* 7: 93-94, figs. (Or).
- Clench, W. J., 1954. Supplement to the catalogue of the genus *Liguus*. — *Occ. Papers Moll.* 1: 442-444. (Or).
- Clench, W. J., 1963. Land and freshwater mollusks of the Crooked Island group, Bahamas. — *Bull. Mus. comp. Zool.* 128: 393-414, pls. 1-3. (Or).
- Clench, W. J., 1965. Supplement to the catalogue of the genus *Liguus*. — *Occ. Papers Moll.* 2: 425. (Or).
- Clench, W. J., 1968. Tree snails (*Liguus*) of Cuba, Hispaniola and Florida. — *Ann. Rep. Amer. malac. Un.* 1967: 48-49. (Or).
- Clench, W. J., 1970. Rare and endangered mollusks, 5. Eastern land snails. — *Malacologia* 10: 35. (Or).
- Clench, W. J., & C. G. Aguayo, 1932. Two new subspecies of Cuban *Liguus*. — *Nautilus* 45: 98-100, pl. 6. (Or).
- Clench, W. J. & C. G. Aguayo, 1937. Notes and descriptions of some new land and freshwater mollusks from Hispaniola. — *Mem. Soc. cubana Hist. nat.* 11: 61-76, pl. 7. (Or).
- Clench, W. J. & G. B. Fairchild, 1939. The classification of Florida *Liguus*. — *Proc. New Engl. zool. Club* 17: 77-86. (Or).
- Clench, W. J. & R. D. Turner, 1962. New names introduced by H. A. Pilsbry in the Mollusca and Crustacea. — *Spec. Publ. Acad. nat. Sci. Philad.* 4: 1-218.
- Clessin, S., 1888. Binnenmollusken aus Südbrasilien. — *Malakozool. Bl. (N.F.)* 10: 165-174. (Od).
- Climo, F. M., 1973. The systematics, biology and zoogeography of the land snail fauna of Great Island, Three Kings Group, New Zealand. — *J. r. Soc. N. Zeal.* 3: 565-627, figs. 1-27. (P).
- Climo, F. M., 1975. The land snail fauna. In: G. Kuschel (ed.), *Biogeography and ecology in New Zealand*: 459-492, figs. 1-6. The Hague. (P).
- Close, H. T., 1978. Lure of the *Liguus* — a beginner's guide. — *Of Sea & Shore* 9: 3-11, 53-59. (Or).
- Cockerell, T. D. A., 1929. The genus *Placostylus* in New Caledonia. — *Nautilus* 42: 75-78, figs. 2-6, pl. 2. (P).
- Collier, E., 1902. The section *Placostylus* of the genus *Bulimus*. — *J. Conch. London* 10: 208-214. (P).
- Conrad, T. A., 1846. Descriptions of new species of organic remains from the Upper Eocene limestone of Tampa Bay. — *Amer. J. Sci* (2) 2: 399-400. (Od).
- Cooke, C. M. jr., 1942. Notes on Fijian land snails. — *Occ. Papers Bishop Mus.* 17: 91-95, figs. 1, 2. (P).

- Correal, G., T. van der Hammen & H. E. Coomans, 1977. Los moluscos del sitio Tequendama I y II, y su distribución espacial. In: G. Correal & T. van der Hammen, Investigaciones arqueológicas en los abrigos rocosos del Tequendama: 56-58, fig. 51, pl. 23. Bogotá. (Or).
- Cox, J. C., 1870. Descriptions of eight new species of shells from Australia and the Solomon Islands. — Proc. zool. Soc. London 1870: 170-172, pl. 16. (P).
- Cox, J. C., 1871. Description of a new species of land and marine shells from Australia and the south-western Pacific. — Proc. zool. Soc. London 1871: 323-325, pl. 34. (P).
- Cox, J. C., 1872a. Description of a new Volute and twelve new species of land-shells from Australia and the Solomon Islands. — Proc. zool. Soc. London 1871: 643-649, pl. 52. (P).
- Cox, J. C., 1872b. Description of new land-shells from Australia and the South Sea Islands. — Proc. zool. Soc. London 1872: 18-20, pl. 4. (P).
- Cox, J. C., 1892. Descriptions of some new species of pulmonate Mollusca from Australia and the Solomon Islands. — Proc. Linn. Soc. N. S. Wales 6: 565-570, pls. 1, 2. (P).
- Craig, A. K., 1972. Observations on the arboreal snail *Orthalicus floridensis*. — Quart. J. Florida Acad. Sci. 35: 15-20, figs. 1, 2.
- Craig, A. K., 1973. A new record for *Liguus*: the Boynton Beach colony. — Nautilus 87: 83-85, fig. 1. (Or).
- Cristofori, J. de & G. Jan, 1832. Catalogus in iv sectiones divisus rerum naturalium in museo exstantium Josephi de Cristofori et Georgii Jan . . . , Sectio IIa, pars Ia, fasc. I: (iv +) 8 (+ i) + 4 + 4. Milano. (Od).
- Crosse, H., 1855a. Description d'une nouvelle espèce de bulime. — Revue Mag. zool. (2) 7: 34. (P).
- Crosse, H., 1855b. Notice sur les bulimes de la Nouvelle-Calédonie et description de deux espèces nouvelles. — Revue Mag. Zool. (2) 7: 80-86, pl. 4. (P).
- Crosse, H., 1859. Note sur deux espèces de l'Archipel Calédonien. — J. Conch. Paris 7: 378-379, pl. 14. (P).
- Crosse, H., 1864. Etude critique sur les bulimes auriculiformes de la Nouvelle Calédonie et des terres voisines. — J. Conch. Paris 12: 105-151. (P).
- Crosse, H., 1867a. Description d'un genre nouveau et de plusieurs espèces inédites provenant de la Nouvelle-Calédonie. — J. Conch. Paris 15: 177-194, pls. 5, 7. (P).
- Crosse, H., 1867b. Descriptions d'espèces nouvelles. — J. Conch. Paris 15: 195-203, pls. 5, 6. (P).
- Crosse, H., 1868. Descriptions d'espèces terrestres inédites provenant de la Nouvelle-Calédonie. — J. Conch. Paris 16: 146-164. (P).
- Crosse, H., 1869a. Diagnoses molluscorum novorum. — J. Conch. Paris 17: 69-70. (P).
- Crosse, H., 1869b. Diagnoses molluscorum Novae Caledoniae incolarum. — J. Conch. Paris 17: 177-180. (P).
- Crosse, H., 1870a. Diagnoses molluscorum novorum Novae Caledoniae incolarum. — J. Conch. Paris 18: 136-138. (P).
- Crosse, H., 1870b. Diagnoses molluscorum Novae Caledoniae incolarum. — J. Conch. Paris 18: 238-248. (P).
- Crosse, H., 1871a. Description d'un *Bulimus* nouveau de la section des *Placostylus*. — J. Conch. Paris 19: 105-106, pl. 5. (P).
- Crosse, H., 1871b. Des espèces terrestres et fluviatiles que l'on a considérées, à torts, comme appartenant à la faune malacologique de la Nouvelle-Calédonie. — J. Conch. Paris 19: 170-187. (P).
- Crosse, H., 1872. Diagnoses molluscorum Novae Caledoniae incolarum. — J. Conch. Paris 20: 225-227. (P).
- Crosse, H., 1874a. Description de mollusques inédites provenant de la Nouvelle-Calédonie. — J. Conch. Paris 22: 97-103, pls. 2, 3. (P).
- Crosse, H., 1874b. Diagnoses molluscorum Novae Caledoniae incolarum. — J. Conch. Paris 22: 104-112. (P).
- Crosse, H., 1875a. Distribution géographique et synonymie des bulimes auriculiformes de l'archipel Viti. — J. Conch. Paris 23: 1-21, pls. 1, 8. (P).

- Crosse, H., 1875b. Description d'espèces de mollusques inédites, provenant de la Nouvelle-Calédonie. — *J. Conch. Paris* 23: 136-141, 216-223, pls. 6, 9. (P).
- Crosse, H., 1881. Nouvelle note sur quelques bulimes néo-calédoniens appartenant à la section des *Placostylus*. — *J. Conch. Paris* 29: 338-342. (P).
- Crosse, H., 1884. Note sur quelques formes monstrueuses du *Bulimus (Placostylus) ouveanus* Dotzauer, des Iles Loyalty. — *J. Conch. Paris* 32: 328-330. (P).
- Crosse, H., 1886. Description d'un *Placostylus* inédit provenant de la Nouvelle-Calédonie. — *J. Conch. Paris* 34: 163-165. (P).
- Crosse, H., 1887. Diagnoses molluscorum Novae Caledoniae incolarum. — *J. Conch. Paris* 35: 303-305. (P).
- Crosse, H., 1890a. Faune malacologique terrestre et fluviatile de l'île de la Trinité (Antilles). — *J. Conch. Paris* 38: 35-65. (Or).
- Crosse, H., 1890b. Faune malacologique terrestre et fluviatile de l'île de Cuba. — *J. Conch. Paris* 38: 173-335. (Or).
- Crosse, H., 1891. Faune malacologique terrestre et fluviatile de l'île de Saint-Domingue. — *J. Conch. Paris* 39: 69-211. (Or).
- Crosse, H., 1894. Faune malacologique terrestre et fluviatile de la Nouvelle-Calédonie et de ses dépendances. — *J. Conch. Paris* 42: 161-473, pls. 7-10. (P).
- Crosse, H., 1895. Additions à la faune malacologique terrestre et fluviatile de la Nouvelle-Calédonie et de ses dépendances. — *J. Conch. Paris* 43: 79-82, pl. 5 (P).
- Crosse, H., 1896. Additions à la faune malacologique terrestre et fluviatile de la Nouvelle-Calédonie et de ses dépendances. — *J. Conch. Paris* 44: 48-50. (P).
- Crosse, H. & P. Fischer, 1869. Diagnoses molluscorum novorum Guatemalae et reipublicae Mexicanae. — *J. Conch. Paris* 17: 423-426. (Or).
- Crosse, H. & P. Fischer, 1870-1894. Etudes sur les mollusques terrestres et fluviatiles du Mexique et du Guatemala. In: M. Milne Edwards (ed.), *Mission scientifique au Mexique et dans l'Amérique Centrale, Zoologie* 7(1): 1-702. Paris. (Or).
- Crosse, H. & Souverbie, 1869. Diagnose d'un bulime inédit de la Nouvelle-Calédonie. — *J. Conch. Paris* 17: 270-272, pl. 8. (P).
- Da Costa, S. I., 1898. Remarks on some species of *Bulimulus*, sect. *Drymaeus*, and descriptions of land shells from Bolivia, Ecuador, and the U.S. of Colombia. — *Proc. malac. soc. London* 3: 80-84, pl. 6 (Or).
- Dall, W. H., 1905. Report on land and freshwater shells collected in the Bahamas in 1904 by Mr. Owen Bryant and others. — *Smiths. misc. Coll.* 47: 433-453, pls. (Or).
- Dall, W. H., 1909. Some new South American land snails. — *Smiths. misc. Coll.* 52: 361-364, pl. 37. (Od).
- Dall, W. H., 1915. A monograph of the molluscan fauna of the *Orthaulax pugnax*-zone of the Oligocene of Tampa, Florida. — *Bull. U.S. natn Mus.* 90: 1-173, pls. 1-26. (Od).
- Dautzenberg, P., 1900. Croisières du yacht *Chazalie* dans l'Atlantique. — *Mém. Soc. zool. France* 13: 145-256, pls. 9, 10. (Or).
- Dautzenberg, P., 1901a. Sur deux déformations observées chez des *Placostylus* de la Nouvelle-Calédonie. — *J. Conch. Paris* 49: 217-218, pl. 7. (P).
- Dautzenberg, P., 1901b. Descriptions de coquilles nouvelles provenant de la Nouvelle-Calédonie. — *J. Conch. Paris* 49: 299-302, pl. 8. (P).
- Dautzenberg, P., 1923. Mollusques terrestres de la Nouvelle-Calédonie et des îles Loyalty. In: F. Sarasin & J. Roux, *Nova Caledonia, Zoologie* 3: 135-156, figs. (P).
- Dautzenberg, P. & J. Bernier, 1901. Description d'un bulimulidé nouveau, provenant de la Nouvelle-Calédonie. — *J. Conch. Paris* 49: 215-216, pl. 7. (P).
- Davidson, T., 1965. Tree snails, gems of the Everglades. — *Natn geogr. Mag.* 127: 372-387, figs. (Or).
- DeKay, J. E., 1843. *Zoology of New York; or the New York fauna, V. Mollusca*: i-viii, 1-27, pls. 1-40. Albany.
- Dell, R. K., 1955. The land Mollusca of the Treasury Islands, Solomon Islands. — *Pacific Sci.* 9: 423-429, figs. (P).

- Dillwyn, L. W., 1817. A descriptive catalogue of recent shells, arranged according to the Linnean method, I, II: 1-1092. London. (Or, P).
- Doe, M. F., 1937. Tree snails of South Florida. — *Nature Mag.* 29: 82-84, figs. (Or).
- Doering, A., 1874a. Apuntamientos sobre la fauna de moluscos de la República Argentina. — *Bol. Acad. nac. Cienc. Cordoba* 1: 48-74. (Od).
- Doering, A., 1874b. Apuntes sobre la fauna de moluscos de la República Argentina, II. — *Bol. Acad. nac. Cienc. Cordoba* 1: 424-460. (Od).
- Doering, A., 1874c. Molluscorum terrestrium et fluviatilium faunae Argentinae enumeratio systematica. — *Period. zool.* (B. Aires) 1: 113-120. (Od).
- Doering, A., 1876. Apuntes sobre la fauna de moluscos de la República Argentina, III. — *Bol. Acad. nac. Cienc. Cordoba* 2: 300-341. (Od).
- Doering, A., 1878. Verzeichniss der im Laplatagebiete lebenden Binnenconchylien. — *Jb. dt. malak. Ges.* 5: 130-142. (Od).
- Doering, A., 1879. Apuntes sobre la fauna de moluscos, 4. — *Bol. Acad. nac. Cienc. Cordoba* 3: 63-81. (Od).
- Doering, A., 1881. Moluscos. In: Informe oficial de la comisión científica agregada al estudio mayor general de la expedición al Río Negro de 1879, I. Zoologica: 61-75, pl. (Od).
- Doering, A., 1884. Moluscos Pulmonata Stylommatophora. — *Acta Acad. nac. Cienc. Cordoba* 5: 111-115, pl. 2. (Od).
- Dohrn, H., 1861. Description of new shells from the collection of H. Cuming, Esq. — *Proc. zool. Soc. London* 1861: 205-207, pl. 26. (P).
- Dohrn, H., 1875a. Miscellen. — *Malak. Bl.* 22: 202-203. (Od).
- Dohrn, H., 1875b. Über einige von Herrn G. Wallis in Neugrenada gesammelte Landconchylien. — *Jb. dt. malak. Ges.* 2: 292-309, pl. 10. (Or).
- Dohrn, H., 1883. Beitrag zur Kenntnis der Conchylien-fauna des östlichen Brasiliens. — *Jb. dt. malak. Ges.* 10: 346-356, pl. 11. (Od).
- Drouët, H., 1859. Essai sur les mollusques terrestres et fluviatiles de la Guyana française: 1-116, pls. 1-4. Paris. (Or).
- Duarte, E., 1971. Lo nuestro en "Los moluscos del viaje al Pacífico" de Hidalgo y Martinez (partes I-II y III). — *Comun. Soc. malac. Urug.* 3: 83-89. (Od).
- Dundee, D. S., 1970. Rare and endangered mollusks. Discussion of Dr. Clench's paper. — *Malacologia* 10: 36-37. (Or).
- Edwards, C. E., 1979. Orthalicus, the common Florida tree snail. — *Of sea and shore* 10: 166-167. (Or).
- Eisner, T. & E. O. Wilson, 1970. Defensive liquid discharge in Florida tree snails (*Liguus fasciatus*). — *Nautilus* 84: 14-15, fig. (Or).
- Emerson, W. K. & M. K. Jacobson, 1976. The American Museum of Natural History guide to shells. Land, freshwater and marine, from Nova Scotia to Florida: 1-482. New York. (Or).
- Emery, D. L., 1924. Collecting in southern Florida, the Bahamas and Cuba. — *Nautilus* 38: 56-62. (Or).
- Etheridge, R. jr., 1891. A much thickened variety of *Bulimus bivaricosus* Gaskoin from Lord Howe Island. — *Rec. austral. Mus.* 1: 130-134, pl. (P).
- Forcart, L., 1946a. Nomenclatorial notes on *Odontostomus* Beck, 1837 (*Bulimulidae*). — *Nautilus* 60: 57-60. (Od).
- Forcart, L., 1946b. The genotype of *Orthalicus* Beck, 1837 (*Bulimulidae*). — *Basteria* 10: 48-49. (Or).
- Ford, J., 1891. Description of new species of *Anctus* and *Oliva*. — *Proc. Acad. nat. Sci. Philad.* 1891: 97-98, figs. (Od).
- Fleming, C. A. & A. W. B. Powell, 1974. Three radiocarbon dates for Quaternary Mollusca from Northland. — *Rec. Auckland Inst. Mus.* 11: 193-195. (P).
- Frampton, H. G., 1932. Three new subspecies of Floridian *Liguus*. — *Proc. biol. Soc. Wash.* 45: 55-58. (Or).
- Franc, A., 1957. Mollusques terrestres et fluviatiles de l'archipel néo-calédonien. — *Mém. mus. natn. Hist. Nat. Paris, Zool.* 13: 1-200, pls. 1-24. (P).

- Fulton, H. C., 1896. Descriptions of new species of *Nanina*, *Helix*, *Amphidromus*, and *Porphyrobaphe*. — *Ann. Mag. nat. Hist.* (6) 18: 100-104. (Or).
- Fulton, H. C., 1897. On supposed new species of *Oleacina*, *Trochomorpha*, and *Bulimulus*. — *Ann. Mag. nat. Hist.* (6) 20: 212-214, pl. 6. (Or).
- Fulton, H. C., 1903. Figures and descriptions of supposed new species and varieties of *Ennea*, *Macrochlamys*, *Cochlostyla*, *Strophocheilus* (*Borus*), *Odontostomus* (*Moricandia*), *Leptopoma*, *Cataulus*, *Coptocheilus*, and *Trophidophora*. — *J. Malac.* 10: 99-103, pl. 9. (Od).
- Fulton, H. C., 1907. Descriptions of new species of *Trochomorpha*, *Cochlostyla*, *Amphidromus*, *Bulimulus*, *Drymaeus*, *Placostylus*, *Stenogyra*, *Leptopoma*, *Cyclophorus*, *Cyclotus*, and *Allycaeus*. — *Ann. Mag. nat. Hist.* (7) 19: 149-157, pls. 9, 10. (P).
- Fulton, H. C., 1915. Description of a supposed new species of *Placostylus*. — *Proc. malac. Soc. London* 11: 242, fig. (P).
- Fulton, H. C., 1924. A sinistrial specimen of *Liguus virgineus* from Haïti. — *Proc. malac. Soc. London* 16: 2. (Or).
- Garrett, A., 1872. List of species of *Bulimus* inhabiting the Viti Islands, with notes on their geographical range and descriptions of new species. — *Amer. J. Conch.* 7: 231-236. (P).
- Garrett, A., 1887. On the terrestrial mollusks of the Viti Islands. — *Proc. zool. Soc. London* 1887: 164-189, 284-316. (P).
- Gaskoin, J., 1849. Descriptions of two new species of land shells. — *Proc. zool. Soc. London* 1848: 132. (P).
- Gaskoin, J., 1855. Descriptions of two new species of land shells. — *Proc. zool. Soc. London* 1854: 152. (P).
- Gassies, J. B., 1856. Description d'une nouvelle espèce de *Bulimus*. — *J. Conch. Paris* 5: 181-182. (P).
- Gassies, J. B., 1859. Description d'espèces nouvelles de l'Archipel Calédonien. — *J. Conch. Paris* 7: 368-372. (P).
- Gassies, J. B., 1863. Faune conchyliologique terrestre et fluvio-lacustre de Nouvelle-Calédonie. — *Actes Soc. Linn. Bordeaux* 24 (1): 1-97, pls. 1-4. (P).
- Gassies, J. B., 1869. Descriptions d'espèces inédites de la Nouvelle-Calédonie, 8. — *J. Conch. Paris* 17: 71-78. (P).
- Gassies, J. B., 1871. Faune conchyliologique terrestre et fluvio-lacustre de la Nouvelle-Calédonie. — *Actes Soc. Linn. Bordeaux* 28: 1-212, pls. 1-8. (P).
- Gassies, J. B., 1873. Description de mollusques terrestres provenant de la Nouvelle-Calédonie. — *J. Conch. Paris* 21: 46-54, pl. 2. (P).
- Gassies, J. B., 1878. Diagnoses d'espèces inédites provenant de la Nouvelle-Calédonie. — *J. Conch. Paris* 26: 330-347. (P).
- Gassies, J. B., 1880. Faune conchyliologique terrestre et fluvio-lacustre de la Nouvelle-Calédonie. — *Actes Soc. Linn. Bordeaux* 34 (3): 1-100, pls. 1-8. (P).
- Germain, L., 1933. Les mollusques terrestres et fluviatiles dans l'oeuvre d'Alcide d'Orbigny. — *Publ. Mus. natn. Hist. nat. Paris* 3: 43-58. (Od, Or).
- Gibbons, J. S., 1879. Notes on the habits and distribution of certain West Indian pulmonifera. — *J. Conch. London* 2: 129-134. (Or).
- Gmelin, J. F., 1788-1792. *Systema naturae* . . . ed XIII, I: 1-4120. Lipsiae.
- Goodrich, C. & H. van der Schalie, 1937. Mollusca of Petén and north Alta Vera Paz, Guatemala. — *Misc. Publ. Mus. Zool. Univ. Mich.* 34: 1-50, pl. 1. (Or).
- Gould, A. A., 1846. Descriptions of shells from the U.S. Exploring expedition. — *Proc. Boston Soc. nat. Hist.* 2: 190-192. (P).
- Gray, J. E., 1825. A list and description of some species of shells not taken notice of by Lamarck. — *Ann. Philos. (n.s.)* 9: 407-415. (Or).
- Gray, J. E., 1834. *Bulimus Adamsonii*. — *Proc. zool. Soc. London* 1833: 123-124. (Or).
- Gray, J. E., 1843. Catalogue of . . . Mollusca. In: E. Dieffenbach, *Travels in New Zealand*, 2. London. (P).
- Guilting, L., 1824. Observations on some of the terrestrial Mollusca of the West Indies. — *Trans. Linn. Soc. London* 14: 339-341. (Or).

- Guilding, L., 1828. Observations on the zoology of the Caribaeian Islands. — Zool. J. 3: 527-544. (Or).
- Guitart, R. P., 1943. Un nuevo *Liguus* para la fauna malacologica de la Habana. — Revta Soc. malac. Habana 1: 81-84, fig. (Or).
- Guitart, R. P., 1945. Nuevos moluscos del genero *Liguus* de Sancti Spiritus. — Revta Soc. malac. Habana 3: 27-32, pl. 4. (Or).
- Guppy, R. J. L., 1866a. Catalogue of the land and freshwater Mollusca of Trinidad. — Proc. sci. Ass. Trinidad 1: 10-35. (Or).
- Guppy, R. J. L., 1866b. On the terrestrial and fluviatile Mollusca of Trinidad. — Ann. Mag. nat. Hist. (3) 17: 42-56. (Or).
- Guppy, R. J. L., 1875. On the occurrence of *Helix coactiliata* in Trinidad; with remarks on the distribution of the land and freshwater Mollusca of that island. — Proc. zool. Soc. London 1875: 318-332. (Or).
- Guppy, R. J. L., 1893. The land and freshwater Mollusca of Trinidad. — J. Conch. London 7: 210-219. (Or).
- Haas, F., 1929. Beiträge zur Kenntnis der südamerikanischen Binnenmollusken. — Senckenbergiana 11: 8-13, figs. (Od).
- Haas, F., 1933. Kurze Bemerkungen (3. Ueber einige Landschnecken aus Nord-Peru). — Arch. Moll. 65: 271-272. (Or).
- Haas, F., 1935a. Beschreibung neuer Untergattungen und Arten von Mollusken. — Zool. Anz. 109: 188-195, figs. (P).
- Haas, F., 1935b. Kurze Bemerkungen. V. — Arch. Moll. 67: 107-112. (Od, Or).
- Haas, F., 1936. Malakologische Bemerkungen und Neubeschreibungen. — Senckenbergiana 18: 143-154, figs. (Od).
- Haas, F., 1937. Kurze Bemerkungen. IX. — Arch. Moll. 69: 244-246, figs. (Od).
- Haas, F., 1939a. Zur Kenntnis der Binnen-Mollusken NO-Brasiliens. — Senckenbergiana 21: 254-278, figs. (Od).
- Haas, F., 1939b. Malacological notes. — Field Mus. nat. Hist., Zool. 24: 93-103, figs. (P).
- Haas, F., 1952. South American non-marine shells: further remarks and descriptions. — Fieldiana, Zool. 34: 107-132, figs. (Od, Or).
- Haas, F., 1955. On some small collections of inland shells from South America. — Fieldiana, Zool. 34: 361-387, figs. 70-84. (Od).
- Haas, F. & A. Solem, 1960. Non-marine mollusks from British Honduras. — Nautilus 73: 129-131, pl. 13. (Or).
- Haltenorth, T. & S. Jeackel sen., 1940. Über einige am Rio Jary im Nordwesten Brasiliens von der Schulz-Kopfenckel-Expedition 1935-37 gesammelte Mollusken (*Corona*, *Zebra*, *Orthalicus*, *Ampullarius*, *Pachchilus*). — Arch. Moll. 72: 97-112, fig., pls. 5, 6. (Or).
- Hand, E. E., 1926a. Seeking land shells in Cuba. — Nautilus 40: 37-41. (Or).
- Hand, E. E., 1926b. A list of the land shells collected in Cuba in July 1926. — Nautilus 40: 88-91. (Or).
- Harry, H. W., 1950. Studies on the nonmarine Mollusca of Yucatan. — Occ. Papers Mus. Zool. Univ. Mich. 524: 1-34, fig. (Or).
- Hartman, W. D., 1868. New species of shells from the New Hebrides. — Proc. Acad. nat. Sci. Philad. 1868: 91-94, pl. 5. (P).
- Hartman, W. D., 1886. New species of *Partula* from the New Hebrides and Solomon Islands. — Proc. Acad. nat. Sci. Philad. 1886: 30-35. (P).
- Hartman, W. D., 1889. New species of shells from New Hebrides. — Proc. Acad. nat. Sci. Philad. 1889: 91-94, pl. 5. (P).
- Hartman, W. D., 1890. Description of new species of shells. — Proc. Acad. nat. Sci. Philad. 1890: 284-288. (P).
- Heath, H., 1914. The anatomy of two Brazilian land shells, *Anostoma depressum* and *Tomigerus clausus*. — Proc. Acad. nat. Sci. Philad. 65: 688-692, pl. 31. (Od).
- Hedley, C., 1893. The range of *Placostylus*: a study in ancient geography. — Proc. Linn. Soc. N. S. Wales 7: 335-339. (P).

- Heilprin, A., 1887. Fossils of the silex-bearing Marl (Miocene) of Ballast Point, Hillsboro Bay. — Trans. Wagner Free Inst. Sci. Philad. 1: 105-123. (Od).
- Henderson, J. B., 1916a. Landshells from Anafe Hill in the Havana province, Cuba. — Nautilus 29: 135-137. (Or).
- Henderson, J. B., 1916b. A list of the land and freshwater shells of Isle of Pines. — Ann. Carnegie Mus. 10: 315-324. (Or).
- Herrmannsen, A. N., 1847. Indices generum malacorum primordia 2: i-xlii, 1-717.
- Heynemann, F. D., 1868. Die Mundtheile einiger brasilianischen Land- und Süßwasserschnecken. — Malak. Bl. 15: 99-113. (Od).
- Hidalgo, J. G., 1867. Description d'espèces terrestres nouvelles de la république de l'Equateur. — J. Conch. Paris 15: 71-73. (Or).
- Hidalgo, J. G., 1869. Description d'espèces nouvelles. — J. Conch. Paris 17: 410-413. (Or).
- Hidalgo, J. G., 1870. Catalogue des coquilles terrestres et fluviatiles recueillis par les naturalistes de la commission scientifique espagnole sur divers points de l'Amérique méridionale. — J. Conch. Paris 18: 27-70. (Or).
- Higgins, E. T., 1872. Description of new species of shells collected by Mr. Clarence Buckley in Ecuador. — Proc. zool. Soc. London 1872: 685-687, pl. 56. (Or).
- Holmberg, E. L., 1909a. Moluscos geophila Argentina nova. — Apuntes Hist. nat. (B. Aires) 1: 9-12. (Od).
- Holmberg, E. L., 1909b. Mollusca Argentina nonnulla. — Apuntes Hist. nat. (B. Aires) 1: 27. (Od).
- Holmberg, E. L., 1912. Bulimuli et odontostomi argentini adhuc indescripti necnon species ad subgenus nondum relatae. — An. Mus. Hist. nat. B. Aires 23: 147-153. (Od).
- Humes, R. H., 1954. A new color form of *Liguus*. — *Gastropodia* 1 (2): 10, figs. (Or).
- Hummelink, P. Wagenaar, 1940. A survey of the mammals, lizzards and mollusks. — Stud. Fauna Curaçao 1: 59-108, fig. 20, pls. 9-16. (Or, Od).
- Hupé, H., 1857. Mollusques. In: F. de Castelnau, Animaux nouveaux ou rares . . . de l'Amérique du Sud . . . 3: 1-10, pls. 1-20. Paris. (Or).
- Hutton, F. W., 1882. Notes on some pulmonate Mollusca. — Trans. New Zeal. Inst. 14: 150-158, pls. 3, 4. (P).
- Hylton Scott, M. I., 1952. Nuevos moluscos terrestres del norte argentino. — Acta zool. Lilloana 10: 5-29. (Od).
- Hylton Scott, M. I., 1965. Anotaciones sobre los moluscos de Chancani-Córdoba (Gastropoda, Pulmonata). — *Neotropica* 11: 23-26, fig. (Od).
- Hylton Scott, M. I., 1966. Nueva *Cyclodontina* y revaloración del subgenero *Clessinia* Doering, 1874 (Gastr., Pulm.). — *Neotropica* 12: 30-35, figs. (Od).
- Hylton Scott, M. I., 1967a. Nuevos odontostomidos de Cordoboa. — *Neotropica* 13: 97-103, figs. (Od).
- Hylton Scott, M. I., 1967b. Nota aclaratoria con respecto al genero *Clessinia* Doer. — *Neotropica* 13: 103. (Od).
- Hylton Scott, M. I., 1971. Novedades sobre gastropodos serranos de la Argentina. — *Neotropica* 17: 73-78, figs. (Od).
- Ihering, H. von, 1905. On the genus *Tomigerus* Spix, with descriptions of new species. — Proc. malac. Soc. London 6: 197-199, figs. (Od).
- Ihering, H. von, 1907. On the name *Pilsbryella* von Ihering. — Proc. malac. Soc. London 7: 68. (Od).
- Ihering, H. von, 1915. Molluscos. — *Commissao de Linhas Telegr. Estrat. Matto-Grosso ao Amazonas, Anexo* 5: 1-14, figs. (Od, Or).
- Iredale, T., 1944. The land Mollusca of Lord Howe Island. — *Austr. zool.* 10: 299-334, pls. 17-20. (P).
- Jacobson, M. K., 1968. On a collection of terrestrial mollusks from Nicaragua. — *Nautilus* 81: 114-120, figs. (Or).
- Jacobson, 1970. The land and freshwater gastropods collected in Cuba by M. G. Rutten. — *Bull. zool. Mus. Amsterdam* 1: 221-233, fig. (Or).

- Jacobson, M. K. & W. E. Old jr., 1974. On a sinistral specimen of *Liguus virgineus* (with additional remarks on the genus *Liguus*). — *Nautilus* 88: 28-29, figs. (Or).
- Jaeckel, S. H., 1927. Die Mollusken der Müllegger'schen Brasilien-Expedition. — *Zool. Anz.* 72: 129-139, figs.
- Jaeckel, S. H., 1950. Über einige neotropische Landschnecken. — *Arch. Moll.* 79: 131-134, figs. (Od).
- Jaeckel, S. H., 1952a. Short review of the land- and freshwater molluscs of the north-east states of Brazil. — *Dusenia* 3: 1-10. (Od, Or).
- Jaeckel, S. H., 1952b. Beiträge zur Ökologie und Verbreitung nordost-brasilianischer Binnenmollusken. — *Zool. Anz.* 148: 324-331, figs. (Od).
- Jaeckel, S. H. & H. Schlesch, 1952. New land Mollusca from the British Solomon Islands. — *J. Conch. Paris* 92: 155-159, pl. 6. (P).
- Jaume, M. L., 1943. Necesidad de proteger nuestros *Liguus* y *Polymitas*. — *Revta Soc. malac. Habana* 1: 5-8. (Or).
- Jaume, M. L., 1952a. Molluscos terrestres de "El Palenque", Matanzas. — *Circ. Mus. malac. Habana*: 477-482. (Or).
- Jaume, M. L., 1952b. Nuevas formas de *Liguus* de Cuba. — *Circ. Mus. malac. Habana*: 503-515. (Or).
- Jaume, M. L., 1952c. Catalogo de los moluscos del genero *Liguus*. — *Circ. Mus. malac. Habana*: 517-527. (Or).
- Jaume, M. L., 1952d. Bibliografía sobre el género *Liguus*. — *Circ. Mus. malac. Habana*: 528-545. (Or).
- Jaume, M. L., 1954a. Novedades en *Liguus* de Cuba e Isla de Pinos (Moll. Gastr., Bulimulidae). — *Circ. Mus. malac. Habana*: 1375-1388. (Or).
- Jaume, M. L., 1954b. Catalogo de la fauna Cubana. XI. Catalogo del genero *Liguus* en Cuba. — *Circ. Mus. Habana*: 1423-1452. (Or).
- Jaume, M. L. & P. Borro, 1941. Nuevo molusco para la fauna cubana de la familia Bulimulidae. — *Mem. Soc. cubana Hist. nat.* 15: 405. (Or).
- Jay, J. C., 1842. Description de deux coquilles nouvelles appartenant au genre *Bulimus*. — *Revue zool. Soc. cuvier.* 1842: 80. (P).
- Jay, J. C., 1843. *Bulimus*. — *Mag. Zool.* (2) 3: pls. 61, 62 + text. (P).
- Jones, A. L., 1979. Description of six new forms of Florida tree snails *Liguus fasciatus*. — *Nautilus* 94: 153-159.
- Jones, D. T., 1938. The supramarginal ridge in certain American snails. — *Ohio J. Sci.* 38: 125-135. (Or).
- Jones, M. P., 1977. 41 taxa of snails, fish, crustaceans proposed. — *Endangered species techn. Bull* 2 (2): 1, 6. (Or).
- Jong, K. M. de & I. Kristensen, 1968. Gegevens over de mollusken van Curaçao uitgezonderd de mariene gastropoden. — *RIVON-Meded.* 276: 1-45, fig., 4 pls. (Od, Or).
- Jousseaume, F., 1877a. Quelques faits intéressants de la faune malacologique du Brésil. — *Bull. Soc. zool. France* 2: 311-312. (Od).
- Jousseaume, F., 1887b. Mollusques nouveaux de la république de l'Equateur. — *Bull. Soc. zool. France* 12: 165-186, pl. 3. (Or).
- Jousseaume, F., 1889. Voyage de M. Eugène Simon au Venezuela. Mollusques. — *Mém. Soc. zool. France* 2: 232-250, pl. 9. (Or).
- Kilias, R., 1972. Originalmaterial im Zoologischen Museum Berlin zu den von S. H. F. Jaeckel eingeführten malakologischen Taxa. — *Mitt. zool. Mus. Berlin* 48: 437-448. (Od, P).
- Klappenbach, M. A., 1958. Una nueva especie de *Cyclodontina* del Uruguay (Gastr., Pulm.). — *Comun. zool. Mus. Hist. nat. Montevideo* 4 (81): 1-4, pls. 1, 2. (Od).
- Klappenbach, M. A. & J. Olazzari, 1973. El genero *Scalarinella* Dohrn, 1874 (Moll. Gastropoda) en el Uruguay. — *Trab. V° Congr. Latinoamer. Zool.* 1: 111-116. (Od).
- Knight, J. B., 1941. Paleozoic gastropod genotypes. — *Spec. Papers geol. Soc. Amer.* 32: 1-510, pls. 1-96, figs. (P).



- Kobelt, W., 1890-1891. Die Gattung *Placostylus* Beck. In: H. C. Küster et al. (eds.), Systematisches Conchylien-Cabinet von Martini und Chemnitz I, 13a: 1-142, pls. 1-32. Nürnberg.
- Kobelt, W., 1891. Diagnosen neuer placostylen. — Nachrbl. dt. malak. Ges. 23: 28-30. (P).
- Kondo, Y., 1948. Anatomy of *Diplomorpha delatouri* (Hartman) and four species of *Placostylus* (Pulmonata, Bulimulidae). — Nautilus 61: 119-126, pls. 7-10. (P).
- Krieger, P. J. & D. F. Austin, 1975. *Liguus*: the Boynton Beach colony after forty years. — Nautilus 89: 97-98. (Or).
- Lesson, P., 1826-1830. Voyage médical autour du monde, exécuté sur ... "la Coquille" ... pendant les années 1822-1825 . . . : 1-244. Paris. (P).
- Lesson, P., 1841. Molluscorum species novae. — Revue zool. Soc. cuvier. 3: 355-356 (Or).
- Linné, 1767-1770. Systema naturae, ed. 13. Vindobonae. [not seen].
- Lopes, H. de Souza, 1957. Relação dos moluscos coletados na excursão às zonas das estradas de ferro noroeste do Brasil e Brasil-Bolívia, nos estrados de São Paulo e de Mato Grosso, Brasil e Bolívia. — Pubs Avuls. Mus. nac. Rio de Janeiro 20: 43-44. (Od).
- Lubormirski, L., 1880. Notice sur quelques coquilles du Pérou. — Proc. zool. Soc. London 1879: 719-728, pls. 55, 56. (Or).
- Mabille, J., 1895. Mollusques de Nouvelles-Hébrides recueillis par M. François. — Bull. Soc. Agric. Autun 8: 393-411. (P).
- McGinty, P. L. & T. L. McGinty, 1946. *Liguus pictus* Reeve. — Nautilus 60: 43-46. (Or).
- McGinty, T. L., 1936a. A canoe trip in the Tenthousand Islands to collect *Liguus*. — Nautilus 50: 1-8. (Or).
- McGinty, T. L., 1936b. *Liguus* at northwest Cape Sable, Monroe County, Florida. — Nautilus 50: 71. (Or).
- McGinty, T. L., 1939. *Oxystyla* from western Mexico. — Nautilus 52: 93-94, pl. 8; Nautilus 53: 4-7, pl. 2. (Or).
- Marshall, W. B., 1926. New land and freshwater mollusks from Central and South America. — Proc. U.S. natn. Mus. 69 (12): 1-11, pls. 1-3. (Od).
- Marshall, W. B., 1930. New land and fresh-water mollusks from South America. — Proc. U.S. natn. Mus. 77 (2): 1-7, pls. 1, 2. (Od).
- Martens, E. von, 1860. Die Heliceen nach natürlicher Verwandtschaft systematisch geordnet von Joh. Christ. Albers: i-xviii, 1-359. Berlin.
- Martens, E. von, 1864. Ueber neue mexikanische Landschnecken. — Monatsber. k. Akad. Wiss. Berlin 1863: 540-542. (Or).
- Martens, E. von, 1868. Ueber südbrasilische Land- und Süßwassermollusken. — Malak. Bl. 15: 169-217. (Od).
- Martens, E. von, 1873. Die Binnenmollusken Venezuela's. In: Festschrift 100 Jhr. Bestehens Ges. naturf. Frde Berlin: 157-225, pls. 1, 2. Berlin. (Od, Or).
- Martens, E. von, 1877. Land und Süßwasser-Schnecken von Puerto Rico. — Jb. dt. malak. Ges. 4: 340-362, pl. 12. (Or).
- Martens, E. von, 1885a. Uebersicht der von Herrn Dr. Alfred Stübel im nördlichen Theil von Süd-Amerika gesammelten Binnen-Conchylien. — Conch. Mitth. 2: 155-170, pl. 35. (Od, Or).
- Martens, E. von, 1885b. Beschreibung der neuen Arten. — Conch. Mitth. 2: 170-179, pls. 31, 32, 35. (Or).
- Martens, E. von, 1890-1901. Land and freshwater Mollusca. In: F. D. Godman & O. Salvin, *Biology Centrali-Americana*: i-xxviii, 1-706, pls. 1-44. London. (Or).
- Martens, E. von, 1894. Ueber die von Dr. Bohls in Paraguay gesammelten Mollusken, insbesondere einige Varietäten von *Odontostomus striatus*. — Sitzber. Ges. naturf. Frde Berlin 1894: 163-170. (Od).
- Martyn, T., 1784-1792. The universal conchologist . . . : 1-40, pls. 1-80. London. (P).
- Melville, J. C., 1881. List of Mollusca obtained in South Carolina and Florida (principally at the island of Key West in 1871-1872). — J. Conch. London 3: 155-173. (Or).
- Menke, C. T., 1828. *Synopsis methodica molluscorum* . . . : i-xii, 1-91. Pyramonti.
- Menke, C. T., 1830. *Synopsis* . . . 2nd ed.: i-xvi, 1-168. Pyramonti.

- Miller, K., 1878. Die Binnenmollusken von Ecuador. — Malak. Bl. 25: 153-199, pls. 7, 8. (Or).
- Miller, K., 1879. Die Binnenmollusken von Ecuador. — Malak. Bl. (n.f.) 1: 117-203, pls. 4-15. (Or).
- Modlin, R. F., 1975. The U.S.'s only true tree snail. — *Of Sea and Shore* 6: 20, fig. (Or).
- Mörch, O. A. L., 1852. *Catalogus conchyliorum quae reliquit d'Alphonso d'Aguirra & Gadea comes de Yoldi* . . . I: 1-170. Hafniae. (Or).
- Montfort, P. D. de, 1808-1810. *Conchyliologie systématique et classification méthodique de coquilles* . . . : 1-409, 1-676. Paris. (Or).
- Morelet, A., 1857. *Testacea nova australiae*. — *Bull. Soc. Hist. nat. Moselle* 8: [8 pp. in reprint]. (P).
- Moricand, S., 1833. Note sur quelques espèces nouvelles de coquilles terrestres. — *Mém. Soc. Phys. Hist. nat. Genève* 6: 537-544, pl. 1. (Od).
- Moricand, S., 1836. Mémoire sur les coquilles terrestres et fluviatiles, envoyées de Bahia par M. J. Blanchet. — *Mém. Soc. Phys. Hist. nat. Genève* 7 (2): 415-446, pl. 2. (Od).
- Moricand, S., 1839. Premier supplément au Mémoire sur les coquilles terrestres et fluviatiles de la province de Bahia, envoyées par M. Blanchet. — *Mém. Soc. Phys. Hist. nat. Genève* 8: 139-148, pl. 3. (Od).
- Moricand S., 1841. Second supplément au Mémoire . . . — *Mém. Soc. Phys. Hist. nat. Genève* 9: 57-64, pl. 4. (Od).
- Moricand, S., 1846. Troisième supplément au Mémoire . . . — *Mém. Soc. Phys. Hist. nat. Genève* 11: 147-160, pl. 5. (Od).
- Morretes, F. L., 1949. Ensaio de catalogo dos moluscos do Brasil. — *Arq. Mus. Paranaense* 7: 5-216. (Od, Or).
- Morris, P. A., 1955. The S. S. Holt collection of *Liguus*. — *Nautilus* 68: 104. (Od).
- Morrison, J. P. E., 1946. The non-marine mollusks of San José Island, with notes on those of Pedro González Island, Pearl Islands, Panama. — *Smiths. misc. Coll.* 106 (6): 1-49, pls. 1-3. (Or).
- Mousson, A., 1869. Description de quelques nouvelles espèces terrestres de divers points de l'océan Pacifique et de l'Australie. — *J. Conch.* Paris 17: 55-68, pls. 4, 5. (P).
- Mousson, A., 1873. Zweite Notiz über einige von Herrn Gustav Wallis aus dem nördlichen Süd-Amerika zurückgebrachte Mollusken. — *Malak. Bl.* 21: 1-19. (Or).
- Mousson, A., 1883. Trois nouvelles espèces du nord-ouest du Mexique. — *J. Conch.* Paris 31: 216-219, pl. 9. (Or).
- Müller, O. F., 1774. *Vermium terrestrium et fluviatilium* . . . II: i-xxxvi, 1-214. Hafniae/Lipsiae. (Or).
- Negrea, A. & M. K. Jacobson, 1977. Gastéropodes de Cuba recueillis par les expéditions biopéologiques cubano-roumaines (1969 et 1973). In: T. Orghidan et al. (Eds.), *Résultats des expéditions biopéologiques cubano-roumaines à Cuba* 2: 65-92, fig. (Or).
- Nodal, A., 1947. *Liguus fasciatus scissilabre* subsp. nov. — *Revta Soc. malac. Habana* 5: 84, figs. (Or).
- Oliveira, M. P., I. Vieira & M. H. R. Oliveira, 1971. *Cyclodontina (Bahiensis) janeirensis miliola* (Orbigny, 1835) (Gastropoda, Pulmonata, Stylommatophora, Bulimulidae). — *Bol. Inst. Cienc. biol. geocienc., Juiz de Fora* 1: 1-10, figs. (Od).
- Orbigny, A. d', 1834-1847. *Voyage dans l'Amérique méridionale* . . . 5 (3). Mollusques: i-xliii, 1-758. Paris/Strasbourg. (Od, Or).
- Orbigny, A. d', 1835. *Synopsis terrestrium et fluviatilium molluscorum, in suo per Americam meridionalem itinere*. — *Mag. Zool.* 5 (61): 1-44. (Or).
- Pain, T., 1949. *Placostylus falcicula* (Gassies). — *J. Conch.* London 23: 39-40, figs. (P).
- Pain, T., 1955. Notes on some New Caledonian *Placostylus* (with descriptions of 1 new species and 4 sub-species). — *J. Conch.* Paris 95: 11-19, figs. (P).
- Pain, T., 1958. On a new subspecies of *Placostylus fibratus* (Martyn) from New Caledonia. — *J. Conch.* London 24: 276-277, pl. 8. (P).
- Pain, T., 1959. *Orthalicus (Metorthalicus) labeo* (Broderip): a rare Peruvian land snail. — *J. Conch.* London 24: 357-358. (Or).

- Paravicini, G., 1894. Viaggio del dottor Alfredo Borelli nella Repubblica Argentina e nel Paraguay. IV. Molluschi. — Bol. Mus. Zool. Anat. comp. Torino 9 (181): 1-10. (Od).
- Parodiz, J. J., 1939. Revision de Plagiodontes y Scalarinella Odontostominae. — Physis 17: 711-734. (Od).
- Parodiz, J. J., 1940. Ventania, nuevo subgénero de Odontostomus. — Notas Mus. La Plata, Zool. 5: 227-234. (Od).
- Parodiz, J. J., 1941. Four new species of Spixia from Argentina. — Nautilus 54: 92-95, pl. 7. (Od).
- Parodiz, J. J., 1942-1943. Los odontostominos de la Argentina. — Physis 19: 191-218, 319-343, figs., pls. 1-4. (Od).
- Parodiz, J. J., 1946. Contribuciones al conocimiento de los moluscos terrestres sudamericanos, 4. — Comun. Zool. Mus. Hist. nat. Montevideo 2 (27): 1-14, figs., pl. (Od).
- Parodiz, J. J., 1948. Contribuciones al conocimiento de los moluscos terrestres sudamericanos, 6. — Comun. Zool. Mus. Hist. nat. Montevideo 2 (46): 1-22, figs. (Od).
- Parodiz, J. J., 1957. Catalogue of the land Mollusca of Argentina. — Nautilus 70: 127-135; Nautilus 71: 22-30, 63-66. (Od).
- Parodiz, J. J., 1962a. New and little-known species of South and Central American land snails (Bulimulidae). — Proc. U.S. natn. Mus. 113: 429-456, figs. (Od, Or).
- Parodiz, J. J., 1962b. Variabilidad en Cyclodontina (Spixia) doello-juradói Par. (Gastropoda Pulmonata). — Revta Mus. arg. Cienc. nat., Zool. 8: 69-80, figs. (Od).
- Peake, J. F., 1968. Habitat distribution of Solomon Island land Mollusca. — Symp. zool. Soc. London 22: 319-346, figs. (P).
- Pease, W. H., 1871. Descriptions of four species of land shells inhabiting the Papuan Islands. — Amer. J. Conch. 7: 196, 197. (P).
- Pequeno, L., 1938. Liguus fasciatus leonora, n. subsp. de la Provincia de Pinar del Rio, Cuba, indicando sus relaciones con las especies afines. — Mem. Soc. cubana Hist. nat. 12: 347-348, pl. 26. (Or).
- Perez Farfante, I., 1942. Moluscos de la region de Camoa y Somorrostro y sus condiciones de vida. — Mem. Soc. cubana Hist. nat. 16: 45-56. (Or).
- Petit, S., 1843. Description de quatre coquilles nouvelles provenant du voyage de M. Goudot à la Nouvelle-Grénade. — Revue zool. Soc. cuvier. 6: 238-239. (Or).
- Petit, S., 1845. Nouvelle espèce de Bulime. — Revue zool. Soc. cuvier. 8: 53-54. (P).
- Petit, S., 1850. Description de coquilles nouvelles. — J. Conch. Paris 1: 56-58. (P).
- Petit, S., 1853. Notice sur le Bulimus aurisbovina, Brug. — J. Conch. Paris 4: 403-405. (P).
- Pfeiffer, L., 1842. Symbolae ad historiam heliceorum 2: 1-147. Casselis. (Od).
- Pfeiffer, L., 1845. Descriptions of new species of land shells from the collection of Hugh Cuming, Esq. — Proc. zool. Soc. London 1845: 43-61. (Od).
- Pfeiffer, L., 1847. Diagnosen neuer Heliceen. — Z. Malak. 4: 65-71. (Od).
- Pfeiffer, L., 1848a. Descriptions of nineteen new species of Helicea, from the collection of H. Cuming, Esq. — Proc. zool. Soc. London 1847: 228-232. (Or).
- Pfeiffer, L., 1848b. Monographia heliceorum viventium . . . 2: 1-594. Casselis. (Or).
- Pfeiffer, L., 1849. Nachträge zu L. Pfeiffer Monographia heliceorum. — Z. Malak. 6: 66-79. (Od).
- Pfeiffer, L., 1850a. Neue Landschnecken. — Z. Malak. 6: 175-176. (Od).
- Pfeiffer, L., 1850b. Neue Landschnecken. — Z. Malak. 7: 13-15. (Od).
- Pfeiffer, L., 1850c. Ueber die Bulimusgruppe Odontostomus Alb. — Z. Malak. 7: 107-112. (Od).
- Pfeiffer, L., 1853a. Monographia heliceorum viventium . . . 3: 1-711. Cassel. (Or, P).
- Pfeiffer, L., 1853b. Diagnosen neuer Heliceen. — Z. Malak. 10: 51-60. (Od).
- Pfeiffer, L., 1854. Descriptions of nineteen new species of Helicea, from the collection of H. Cuming, Esq. — Proc. zool. Soc. London 1853: 124-128. (Or).
- Pfeiffer, L., 1855a. Descriptions of nine new species of land-shells in the collection of H. Cuming, Esq. — Proc. zool. Soc. London 1855: 7-9. (P).
- Pfeiffer, L., 1855b. Descriptions of forty-seven new species of Helicea, from the collection of H. Cuming, Esq. — Proc. zool. Soc. London 1855: 91-101. (Or).
- Pfeiffer, L., 1855c. Description of nine new species of Helicea, from the collection of H. Cuming, Esq. — Proc. zool. Soc. London 1855: 106-108. (P).

- Pfeiffer, L., 1855d. Descriptions of thirty-eight new species of land-shells, from the collection of H. Cuming, Esq. — Proc. zool. Soc. London 1855: 111-119. (Or).
- Pfeiffer, L., 1856. Zur Gattung *Orthalicus* Beck. — Malak. Bl. 3: 186-187. (Or).
- Pfeiffer, L., 1857a. Zur Molluskenfauna von Cuba. — Malak. Bl. 4: 170-179. (Or).
- Pfeiffer, L., 1857b. Descriptions of thirty-three new species of landshells from the collection of H. Cuming, Esq. — Proc. zool. Soc. London 1856: 385-392. (Od).
- Pfeiffer, L., 1858. Diagnosen neuer Schnecken-Arten. — Malak. Bl. 5: 238-240. (Or).
- Pfeiffer, L., 1860. Description of thirty-six new species of land-shells from Mr. Cuming's collection. — Proc. zool. Soc. London 1860: 133-141. (Or, Od).
- Pfeiffer, L., 1861a. Diagnosen neuer Heliceen. — Malak. Bl. 8: 11-16. (Or).
- Pfeiffer, L., 1861b. Description of forty-seven new species of land-shells from the collection of H. Cuming, Esq. — Proc. zool. Soc. London 1861: 20-29, pls. 2, 3. (Or).
- Pfeiffer, L., 1861c. Diagnosen einiger Landschnecken von Neuseeland. — Malak. Bl. 8: 146-150. (P).
- Pfeiffer, L., 1862. Description of sixteen new species of land-shells from the collection of H. Cuming, Esq. — Proc. zool. Soc. London 1861: 386-389, pl. 37. (Or).
- Pfeiffer, L., 1870-1876. *Novitates conchologicae* . . . 4: 1-171, pls. 109-137. (Or).
- Pfeiffer, L. & S. Clessin, 1881. *Nomenclator helicerum viventium*: 1-617. Cassel. (Or, Od).
- Pflueger, A., 1934. A new variety of *Liguus*. — *Nautilus* 47: 121-122, pl. 13. (Or).
- Pilsbry, H. A., 1891. Land and fresh-water mollusks collected in Yucatan and Mexico. — Proc. Acad. nat. Sci. Philad. 43: 310-334, figs., pls. 14-15. (Or).
- Pilsbry, H. A., 1893. Description of new species of *Bulimus*. — *Nautilus* 6: 116-117. (P).
- Pilsbry, H. A., 1894a. On the *Orthalicus* of Florida. — *Nautilus* 8: 37-39, fig. (Or).
- Pilsbry, H. A., 1894b. Note on *Orthalicus melanocheilus floridensis*. — *Nautilus* 8: 57. (Or).
- Pilsbry, H. A., 1896a. Sculpture of the apical whorls, a new character for distinguishing groups of *bulimi*. — *Nautilus* 9: 112-115. (Or).
- Pilsbry, H. A., 1896b. A new species of *Bulimus*. — *Nautilus* 10: 41. (Od).
- Pilsbry, H. A., 1898a. Notes on the genus *Odontostomus*. — *Nautilus* 12: 57-58. (Od).
- Pilsbry, H. A., 1898b. New species of *Odontostomus* from Brazil and Argentina. — Proc. Acad. nat. Sci. Philad. 50: 471-474. (Od).
- Pilsbry, H. A., 1899. American *Bulimulidae*: North American and Antillean *Drymaeus*, *Leiostracus*, *Orthalicinae* and *Amphibuliminae*. — *Man. Conch.* (2) 12: 1-258. (Or).
- Pilsbry, H. A., 1900. Australasian *Bulimulidae*: *Bothriembryon*, *Placostylus*. *Helicidae*: *Amphidromus*. — *Man. Conch.* (2) 13: 1-253. (P).
- Pilsbry, H. A., 1901-1902. Oriental *bulimoid Helicidae*; *Odontostomidae*; *Cerionidae*. Classification of *Bulimulidae* and index to volumes 10-14. — *Man. Conch.* (2) 14: i-xcix, 1-302. (Od).
- Pilsbry, H. A., 1906. On the generic name *Anostoma*. — *Nautilus* 20: 11. (Od).
- Pilsbry, H. A., 1908-1910. *Caecilioides*, *Glessula* and *Partulidae*. — *Man. Conch.* (2) 20: i-viii, 1-326. (Or).
- Pilsbry, H. A., 1912. A study of the variation and zoogeography of *Liguus* in Florida. — *J. Acad. nat. Sci. Philad.* (2) 15: 427-471, pls. 37-40. (Or).
- Pilsbry, H. A., 1921. Note on a variety of *Liguus*. — *Nautilus* 34: 140. (Or).
- Pilsbry, H. A., 1926a. The land mollusks of the Republic of Panama and the Canal Zone. — Proc. Acad. nat. Sci. Philad. 78: 57-126, pls. 9, 10. (Or).
- Pilsbry, H. A., 1926b. Costa Rican land shells collected by A. A. Olsson. — Proc. Acad. nat. Sci. Philad. 78: 127-133, pl. 11. (Or).
- Pilsbry, H. A., 1929. Bolten's species of *Liguus*. — *Nautilus* 42: 141. (Or).
- Pilsbry, H. A., 1930a. A new form of *Liguus* from Florida. — *Nautilus* 44: 32. (Or).
- Pilsbry, H. A., 1930b. South American land and freshwater mollusks. Notes and descriptions, 7. — Proc. Acad. nat. Sci. Philad. 82: 355-365, figs., pls. 31, 32. (Od, Or).
- Pilsbry, H. A., 1932. *Liguus solidus dryas*. — *Nautilus* 45: 106. (Or).
- Pilsbry, H. A., 1934. *Chersina* Beck, 1837. — *Nautilus* 47: 147. (Or).
- Pilsbry, H. A., 1942. Land Mollusca of the Cayman Islands, collected by the Oxford University Biological Expedition, 1938. — *Nautilus* 56: 1-9, figs. pl. (Or).

- Pilsbry, H. A., 1946a. Sinistrial *Liguus fasciatus* in Florida. — *Nautilus* 60: 72. (Or).
- Pilsbry, H. A., 1946b. Land Mollusca of North America (north of Mexico). — *Monogr. Acad. nat. Sci. Philad.* 3, 2 (1): i-vi, 1-520, figs. (Od, Or).
- Pilsbry, H. A. & A. P. Brown, 1910. The Mollusca of Mandeville, Jamaica, and its environs. — *Proc. Acad. nat. Sci. Philad.* 62: 510-535, figs. (Or).
- Pilsbry, H. A. & C. N. Grimshawe, 1936. *Oxystyla undata* in Florida. — *Nautilus* 50: 19-20. (Or).
- Pilsbry, H. A. & A. A. Olsson, 1941. A Pliocene fauna from western Ecuador. — *Proc. Acad. nat. Sci. Philad.* 93: 1-80, pls. 1-20. (Or).
- Pitchford, G. W., 1975. *Oxystyla zebra* (Muller). A West Indian species found in bananas. — *Conchologists Newsl.* 55: 468-469. (Or).
- Platt, R., 1949. Shells take you over world horizons. — *Natn Geogr. Mag.* 96: 33-84, 41 pls. (Or).
- Poey, F., 1851-1858. *Memorias sobre la historia natural de la Isla de Cuba . . . 1, 2.* Habana.
- Potiez, V. L. V. & A. L. G. Michaud, 1835-1839. *Gallerie des mollusques . . . du muséum de Douai*, I: i-xxxvi, 1-560 [1838]; atlas: 1-79, pls. 1-70, pls. 1-15: [1835]. Paris/Londres. (Or).
- Powell, A. W. B., 1938. The Paryphantidae of New Zealand, 4 and the genus *Placostylus* in New Zealand. — *Rec. Auckland Inst. Mus.* 1: 133-150, pls. 33-35. (P).
- Powell, A. W. B., 1947. Distribution of *Placostylus* land snails in northernmost New Zealand. — *Rec. Auckland Inst. Mus.* 3: 173-188, pls. 20-25. (P).
- Powell, A. W. B., 1948. Land Mollusca of the Three Kings Islands. — *Rec. Auckland Inst. Mus.* 3: 273-290, pls. 53-55. (P).
- Powell, A. W. B., 1951a. Land Mollusca from four islands of the Three Kings group: with descriptions of three new species. — *Rec. Auckland Inst. Mus.* 4: 127-133, pl. 27. (P).
- Powell, A. W. B., 1951b. On further colonies of *Placostylus* land snails from northernmost New Zealand. — *Rec. Auckland Inst. Mus.* 4: 134-140, pl. 28. (P).
- Powell, A. W. B., 1979. New Zealand Mollusca. Marine, land and freshwater shells: i-xiv, 1-500. Auckland. (P).
- Preston, H. B., 1909. New land, freshwater and marine shells from South America. — *Ann. Mag. nat. Hist.* (8) 3: 507-513, pl. (Or).
- Preston, H. B., 1914. New non-marine Mollusca from Peru and Argentina. — *Ann. Mag. nat. Hist.* (8) 13: 522-528. (Or).
- Rafinesque, C. S., 1831. Enumeration and account of some remarkable natural objects in the cabinet of Prof. Rafinesque, in Philadelphia: 2-4. Philadelphia. (Or).
- Reed, P. H., 1946. Notes from here and there. — *Mollusca (Tavares, Fla.)* 1: 145-147. (Or).
- Reeve, L. A., 1842. Descriptions of four new species of *Achatina*, a genus of pulmonobranchiate mollusks of the family Colimacea. — *Proc. zool. Soc. London* 1842: 55-56. (Or).
- Reeve, L. A., 1848-1850. *Conchologica iconica* or illustrations of the shells of molluscous animals, 5, *Bulimus*: i-ix, pls. 1-89 + legend. London. pls. 1-57: 1848; pls. 58-84: 1849; pls. 85-89: 1850.
- Reeve, L. A., 1849. *Conchologica iconica . . .*, 5, *Achatina*: pls. 1-23 + legend. (Or).
- Reeve, L. A., 1859. Descriptions of two new species of *Bulimus* from the collection of Mrs de Burgh. — *Proc. zool. Soc. London* 1859: 123-124. (Or).
- Rehder, H. A., 1945. *Buccinum zebra* Müller, the type of *Orthalicus*. — *Nautilus* 59: 29-31. (Or).
- Rensch, I. & B. Rensch, 1934. Diagnosen neuer Landschnecken von den Salomonen. — *Sitzber. Ges. naturf. Frde Berlin* 1933: 451-453. (P).
- Rensch, I. & B. Rensch, 1935. Systematische und tiergeographische Studien über die Landschnecken der Salomonen. — *Rev. suisse Zool.* 42: 51-86, figs., pl. 1. (P).
- Restrepo, C., M. Giraldo & F. J. Borrero, 1984. Moluscos terrestres colectados en el bosque seco tropical del Valle del Cauca y Cauca. — *Cespedesia* 45/46: 111-124. (Or).
- Rex, M. A., 1972. The relationship of island area and isolation to color polymorphism in *Liguus fasciatus* (Pulmonata, Bulimulidae). — *Brevoria* 391: 1-15. figs. (Or).
- Richards, H. G., 1933. A conchological expedition to Cuba. — *Proc. Pennsylv. Acad. Sci.* 7: 171. (Or).
- Richards, H. G., 1935. Pleistocene mollusks from western Cuba. — *J. Paleont.* 9: 257. (Or).
- Richards, H. G., 1937. Land and freshwater mollusks from the Island of Cozumel, Mexico, and

- their bearing on the geological history of the region. — Proc. Amer. philos. Soc. 77: 249-262, pls. 1-4. (Or).
- Richards, H. G. & P. Wagenaar Hummelinck, 1940. Land and freshwater mollusks from Margarita Island, Venezuela. — Notulae Naturae 62: 1-16, figs. (Od, Or).
- Röding, P. F., 1789. Museum Boltinianum . . . : i-viii, 1-199. Hamburgi. (Or).
- Rolle, H., 1895. Beitrag zur Fauna von Mexiko. — Nachrbl. dt. malak. Ges. 27: 129-131. (Or).
- Rolle, H., 1902. Neue Landschnecken. — Nachrbl. dt. malak. Ges. 34: 211-212. (Or).
- Rolle, H., 1908. Eine neue Odontostomus. — Nachrbl. dt. malak. Ges. 40: 160-161. (Od).
- Rousseau, L., 1842-1854. Mollusques. In: J. B. Hombron & C. H. Jacquinot, Description de Mollusques coquilles et zoophytes . . . , Zoologie V: i-viii, 1-132. Paris. (P).
- Sanchez de Fuentes, L., 1937. Moluscos cubanos. El Liguus y la Polymita. — Revta Havana Yacht Club 19: 36-37, 44, 48. (Or).
- Sanchez Roig, M., 1948. Nuevos moluscos de Cuba. — Revta Soc. malac. Habana 6: 67-72, figs. (Or).
- Sanchez Roig, M., 1951. Nuevos moluscos del genero Liguus. — Revta Soc. malac. Habana 8: 23-36, pls. 4, 5. (Or).
- Sarasin, P., 1925. Über die Tiergeschichte der Länder des südwestlichen Pazifischen Ozeans auf Grund von Forschungen in Neu-Caledonien und aus der Loyalty-Inseln. — Nova Caledonia A. Zool. 4: 1-177. (P).
- Sarasua, H., 1944. Los moluscos en los jardines cubanos. — Revta Soc. malac. Habana 2: 59-63. (Or).
- Say, T., 1825. Descriptions of some new species of fresh-water and land shells of the United States. — J. Acad. nat. Sci. Philad. 5: 119-131. (Or).
- Say, T., 1830. [Title?]. — New Harmony Disseminator, January 1830: 25 [not seen]. (Or).
- Schako, G., 1885. Beschreibung von Kiefer und Radula einzelner Arten. — Conch. Mitth. 2: 197-210, pl. 36. (Or).
- Schumacher, H. C. F., 1817. Essai d'un nouveau système des habitations des Vers testacés . . . : i-iv, 1-287, pls. 1-22. Copenhague. (P).
- Schwengel, J. S., 1949. Liguus enlarges its menu. — Nautilus 63: 72. (Or).
- Shuttleworth, R. J., 1856. Monographische Versuche. Orthalicus. Porphyrobaphe. — Notitia malac. 1: 56-72, pls. 3-5. (Or).
- Simpson, C. T., 1894. Distribution of the land and freshwater mollusks of the West Indian region and their evidence with regard to past changes of land and sea. — Proc. U.S. natn Mus 17: 423-450 (Or).
- Simpson, C. T., 1920a. In Lower Florida wilds: i-xv, 1-404. New York. (Or).
- Simpson, C. T., 1920b. New Floridian subspecies of the genus Liguus. — Proc. biol. Soc. Wash. 33: 121-126. (Or).
- Simpson, C. T., 1921. Florida west coast Liguus. — Nautilus 34: 20-22. (Or).
- Simpson, C. T., 1922. A search for Liguus. — Nautilus 35: 65-73. (Or).
- Simpson, C. T., 1929. The Florida tree snails of the genus Liguus. — Proc. U.S. natn Mus. 73 (20): 1-144, pls. 1-4. (Or).
- Simpson, C. T., 1932. Florida wild life: i-xii, 1-199. New York. (Or).
- Smith, E. A., 1890. Notes on the zoology of Fernando Noronha. — J. Linn. Soc. London 20: 473-570, pl. 30. (Od).
- Smith, E. A., 1891. Description of new species of shells from New South Wales, New Guinea, the Caroline and Solomon Islands. — Proc. zool. Soc. London 1891: 486-491. (P).
- Smith, E. A., 1895. Report on the land and freshwater shells collected by Mr. Herbert H. Smith at St. Vincent, Grenada, and other neighbouring islands. — Proc. malac. Soc. London 1: 300-322, pl. 21. (Or).
- Smith, E. A. 1896. A list of the land and freshwater molluscs of Trinidad. — J. Conch. London 8: 231-251, pl. 8. (Or).
- Smith, E. A., 1907. Notes on Achatina dennisoni Reeve, and A. magnifica Pfeiffer. — Proc. malac. Soc. London 7: 313-314, fig. (Or).

- Smuts-Kennedy, J. C., 1974. *Placostylus*. — *Wildlife Review* 5: 47-48. (P).
- Solem, A., 1956. Non-marine Mollusca from Salobra, Matto Grosso, Brasil and a collection of South Brazilian Artemon. — *Notulae Naturae* 287: 1-14, pl. (Od).
- Solem, A., 1959a. Systematics and zoogeography of the land and freshwater Mollusca of the New Hebrides. — *Fieldiana: Zool.* 43: 1-356. (P).
- Solem, A., 1959b. Notes on Mexican mollusks, II. — *Occ. Papers Mus. Zool. Univ. Mich.* 611: 1-15, pls. 1, 2. (Or).
- Solem, A., 1960. Non-marine Mollusca from the Florida Islands, Solomon Islands. — *J. malac. Soc. Austral.* 4: 39-56, pls. 4-6. (P).
- Solem, A., 1961a. New Caledonian land and freshwater snails. An annotated checklist. — *Fieldiana, Zool.* 41: 415-501, figs. (P).
- Solem, A., 1961b. Gems of the Everglades. — *Bull. Chicago nat. Hist. Mus.* 32 (5): 8-9. (Or).
- Solem, A., 1963. New Hebridean land mollusks collected by Felix Speiser from 1910-1912. — *Verh. naturf. Ges. Basel* 74: 161-168, figs. (P).
- Souverbie, 1869a. Diagnoses molluscorum Novae Caledoniae incolarum. — *J. Conch. Paris* 17: 273-274. (P).
- Souverbie, 1869b. Diagnoses de mollusques inédits provenant de la Nouvelle Calédonie. — *J. Conch. Paris* 17: 416-421. (P).
- Souverbie & R. P. Montrouzier, 1870. Descriptions d'espèces nouvelles de l'Archipel calédonien. — *J. Conch. Paris* 18: 71-83, pl. 9. (P).
- Souverbie & R. P. Montrouzier, 1879. Description d'espèces nouvelles de l'Archipel calédonien. — *J. Conch. Paris* 27: 25-34. (P).
- Sowerby, G. B., 1824. Descriptions, accompanied by figures, of several new species of shells. — *Zool. J.* 1: 58-60, pl. 5. (Od).
- Sowerby, G. B., 1832-1841. The conchological illustrations, *Bulinus*; 4-8, figs. 1-117. London. (Or).
- Sowerby, G. B., 1849. Description of a new species of the genus *Tomigerus* Spix. — *Proc. zool. Soc. London* 1849: 14-15, pl. 2. (Or).
- Sowerby, G. B., 1889. Description of fourteen new species of shells. — *J. Linn. Soc. London, Zool.* 20: 395-400. (Or).
- Spix, J. B. de, 1827. *Testacea fluviatilia que in itinere per brasiliam . . .*: i-iv, 1-36. Lipsiae. (Or).
- Starmühlner, F., 1970. Ergebnisse der österreichischen Neu Kaledonien-Expedition 1965, Terrestrische Gastropoda I (exkl. Veronicellidae und Athoracophoridae). — *Ann. naturhist. Mus. Wien* 74: 289-324, figs, pls. 1-4. (P).
- Steen, J. C. van der, 1935. *Mijn slak uit Jamaica*. — *De Levende Natuur (Amsterdam)* 38: 16-19, figs. (Or).
- Strebel, H., 1909. Revision der Unterfamilie der Orthalicinen. — *Jb. wiss. Anst. Hamburg* 26, Beiheft 2: 1-191, pls. 1-33. (Or).
- Strebel, H. & G. Pfeffer, 1882. Beitrag zur Kenntniss der Fauna mexikanischer Land- und Süßwasser-Conchylien 4: 1-144, pls. 1-19. Hamburg. (Or).
- Strobel, P., 1874. *Materiali per una malacostatica di terra e di acqua dolce dell'Argentina meridionale*: 1-79. Pisa. (Od).
- Suter, H., 1906. Le genre *Placostylus* dans la Nouvelle-Zélande. — *J. Conch. Paris* 54: 251-256, pl. 8. (P).
- Suter, H., 1908. A new *Placostylus* from New Zealand. — *Trans. Proc. N. Zeal. Inst.* 40: 340-343, pl. 25. (P).
- Suter, H., 1917. On the origin of a new species by isolation. — *Trans. Proc. N. Zeal. Inst.* 49: 279-283. (P).
- Swainson, W., 1820-1833. *Zoological illustrations . . .*, series 1, 1-3: pls. 1-182 [1820-1823]; series 2, 1-3: pls. 1-136 [1829-1833]. London. (Or).
- Tello, J., 1975. *Catálogo de la fauna Venezolana*. Vol. 8. Mollusca: i-xx, 1-599. Caracas. (Od, Or).
- Thiele, J., 1906. Zwei neue Macrodonates-Arten. — *Nachrbl. dt. malak. Ges.* 38: 69-71. (Od).
- Thompson, F. G., 1967. The land and freshwater snails of Campeche. — *Bull. Florida State Mus.* 11: 221-256, figs. (Or).

- Thone, F., 1937. Cuban landshells in Florida. — *Science* (n.s.) 86 (2232): 8. (Or).
- Torre, A. de la, 1952. Datos sobre los moluscos del "Cafetal Fundador de Canimar" en metanzas y sobre la Llegada a Cuba, en 1839, de los Sabios alemanes Grundlach, Pfeiffer y Otto. — *Revta Soc. malac Habana* 9: 9-28, figs. (Or).
- Torre, A. de la, 1953. Tres nuevas formas del moluscos del genero *Liguus*. — *Mem. Soc. cubana Hist. nat.* 21: 221-228. (Or).
- Torre, R., de la, 1938. On the probable cause of certain variations in color of the shell in the genus *Liguus*. — *Nautilus* 52: 46-48. (Or).
- Tryon, G. W., 1868. Monograph of the terrestrial Mollusca of the United States, continuation. — *Amer. J. Conch.* 3: 155-181, pls. 11-14. (Or).
- Turner, R. D. & W. J. Clench, 1972. Land and freshwater snails from Savo Island, Solomons, with anatomical descriptions (Mollusca, Gastropoda). — *Steenstrupia* 2: 207-232, pls. 1-13. (P).
- Tuskes, P. M., 1981. Population structure and biology of *Liguus* tree snails on Lignum Vitae Key, Florida. — *Nautilus* 95: 162-169. (Or).
- Valenciennes, A., 1827-1833. Coquilles univalves de l'Amerique équinoxiale, recueillies pendant le voyage de MM. de Humboldt et Bonpland. In: F. H. A. von Humboldt & A. J. A. Bonpland, *Voyage aux régions équinoxiales du nouveau continent* 2 (2): 262-339, pl. 57. Paris. (Or).
- Vanatta, E. G., 1915. Venezuela shells. — *Nautilus* 29: 82-83. (Or).
- Van Mol, J. J., 1971. Notes anatomiques sur les *Bulimulidae* (Mollusques, Gastéropodes, Pulmonés). — *Annl. Soc. r. zool. Belg.* 101: 183-225, figs. (Or).
- Vernhout, J. H., 1914a. The non-marine molluscs of Surinam. — *Notes Leyden Mus.* 36: 1-46, fig., pls. 1, 2. (Or).
- Vernhout, J. H., 1914b. The land and freshwater-molluscs of the Dutch West-Indian Islands. — *Notes Leyden Mus.* 36: 177-189. (Od).
- Voss, R. S., 1976. Observations on the ecology of the Florida tree snail, *Liguus fasciatus* (Müller). — *Nautilus* 90: 65-69, figs. (Or).
- Watson, H., 1953. Supplementary notes on new land Mollusca from the British Solomon Islands. — *J. Conch. Paris* 93: 95-101. (P).
- Weber, A., 1925. Konchyliologische Ergebnisse einer Forschungsreise Dr. v. Lützelburg's in Brasilien. — *Zool. Jb. (Syst.)* 50: 273-281, pl. 5. (Or).
- Weber, J. A., 1953. Nests of the Florida tree snail. — *Everglades nat. Hist. Mag.* 1: 63-65. (Or).
- Weyrauch, W. K., 1964. Nuevos gastropodos terrestres y nuevos sinonimos de Sudamerica, II. — *Acta zool. Lilloana* 20: 33-60, figs. (Od).
- Weyrauch, W. K., 1967. Treinta y ocho nuevos gastropodos terrestres de Peru. — *Acta zool. Lilloana* 21: 343-355, figs. (Or).
- Wright, B. H., 1890. Critical notes on the bulimuli of Florida. — *Nautilus* 4: 61-63. (Or).
- Young, F. N., 1951. Vanishing and extinct colonies of tree snails, *Liguus fasciatus*, in the vicinity of Miami, Florida. — *Occ. Papers Mus. Zool. Univ. Mich.* 531: 1-21. (Or).
- Young, F. N., 1952. *Liguus pictus* Reeve not extinct. — *Nautilus* 66: 71-72. (Or).
- Young, F. N., 1958. Extinct or near extinct colonies of tree snails, *Liguus fasciatus*, in eastern Broward and northern Dade counties, Florida. — *Occ. Papers Mus. Zool. Univ. Mich.* 595: 1-20. (Or).
- Young, F. N., 1960. Colour pattern variation among snails of the genus *Liguus* on the Florida Keys. — *Bull. Florida Mus. Biol. Sci.* 5: 259-266, figs. (Or).
- Zischka, R., 1953. Catalogo de las conchas y caracoles bolivianos. — *Folia Universitaria* 1953: 69-85, fig. (Od, Or).